



MD Insurance Services Ltd. is the scheme administrator for LABC Warranty and is authorised and regulated by the Financial Conduct Authority. Version 6

A row of brick houses with a warm orange glow, serving as a background for the title. The houses are multi-story with gabled roofs and several chimneys. The scene is captured in a low-angle shot, looking down the street. The overall color palette is dominated by shades of orange and brown, creating a cozy and inviting atmosphere. The text 'Extranet Training Manual' is centered over the middle of the image in a bold, white, sans-serif font.

Extranet Training Manual

Extranet

Getting Started	5
▪ Get a certificate	9
Quote Site details	15
▪ Plot details/matrix	17
▪ Product details	21
▪ Role details	22
▪ Adding new developer/builder	24
▪ Declaration and supporting documents	27
▪ Incomplete/pending application status	30
▪ Active quotes	31
Sites Overview	35
▪ Inspection plan block/plot view	41
▪ Design documents	43
▪ Risks and responding to a risk	44
▪ Defects	48
▪ Admin actions and adding sales price/plot address	49
▪ Completion documents	54
▪ Roles	55
▪ Finances	56
▪ Key documents	57
▪ Activities	58
Reporting	59
Company Add/edit office and employee	62
▪ Extranet access and extranet administrators	65
Customer Support Extranet training	68
▪ Marketing materials	69
▪ Contact us	70

Extranet

Features and benefits of the LABC Warranty Extranet:

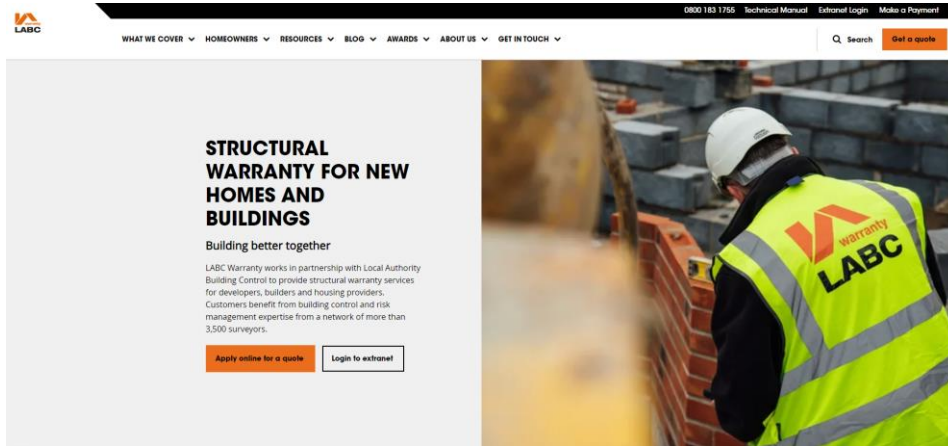
- **Streamlined Quoting:** Utilise our intuitive online quote application form, which allows you to save progress and efficiently complete submissions
- **Seamless Documentation:** Easily download and upload Plot Matrix files and enjoy faster quote turnaround times to accelerate your workflow
- **Certificate Issuance:** Issue your own certificates when available, providing greater control and flexibility
- **Risk Management:** Proactively manage risks and defects on a plot-by-plot basis, enabling targeted mitigation and response strategies
- **Plot Details Management:** Input and track plot addresses and final sale prices, ensuring accurate and up-to-date records
- **Action Management:** View, search, and respond to actions that may block Certificates of Insurance from being issued, with a focus on prompt resolution
- **Plot Summary:** Access a comprehensive plot-level summary of outstanding actions and issued documents, facilitating informed decision-making
- **Inspection Planning:** Review your inspection plan to understand our requirements and ensure a smooth inspection process
- **Action Response and Tracking:** Respond to actions, upload required documentation, and monitor progress, all within a centralised platform
- **Account and Payment Management:** View outstanding registration and payment information, update office and employee details
- **Extranet Accessibility:** Easily view, add, or update individual office or employee details, and grant Extranet access to authorised users
- **Document Repository:** Access technical documents submitted to us and policy-related information issued to you, all in one convenient location
- **SPV Management:** View and manage sites related to multiple Special Purpose Vehicles (SPV) under a single Extranet account, streamlining operations
- **Payment Oversight:** Stay on top of outstanding payment information to avoid unexpected surprises at the end of the process

If you are a Company Administrator, you will also be able to:

- Set other company administrators
- Add new employees and offices
- Activate/deactivate Extranet users from company employees registered with LABC Warranty

For best performance, please use Chrome or Edge to ensure that any pop-ups are enabled. Contact us for any training support

Welcome to the Extranet



To access the Extranet, click the link on the top right of LABC Warranty website:

www.labcwarranty.co.uk


Alternatively, save the following URL into your internet browser favourites list or bookmarks:

<https://extranet.labcwarranty.co.uk>


If you have not received an email granting you access to the Extranet, then click the Register link on the log in screen and complete and submit the form as requested.

You will receive an email asking you to click and validate your Extranet access. This will take you through to a new screen where you can set up your password.

Once this is done, if you have forgotten your password, simply go on to the Extranet login page and click the **Forgot Password** link. Enter your email address and click the **Reset my password** button. This will send an email to your inbox for you to click and reset your password. If you have not received this email, please ensure you check your spam filters and junk folder. Please note that this link will expire within 24 hours.



Home: Quick Access



- HOME
- QUOTES
- SITES
- COMPANY
- TRAINING GUIDE
- MARKETING MATERIAL
- CONTACT US
- PRIVACY POLICY
- TERMS OF USE

Hello Testa, need help? Get in touch 0800 083 5293

[GET A QUOTE](#)
[GET A CERTIFICATE](#)
TE
[LABC SUPPORT ONLINE](#)

YOUR SITES
1

Search

Reference	Site address	Plots	Plots nearly complete
PL-LABC-10027804	LABC Test Development, CH61 6XB	5	2

Showing 1 - 1 of 1 entries < 1 >

[INCOMPLETE APPLICATIONS \(1\) >](#)

[ORDERS WITH PLOTS NEARLY COMPLETE >](#)


[MANAGE COMPANY DETAILS >](#)

Registration status ✓

Status Approved

Expiry Date 06/05/2026

Fees Due £0



OUR BLOG

MARKETING MATERIALS

MD Insurance Services Ltd. is the scheme administrator for LABC Warranty and is authorised and regulated by the Financial Conduct Authority. Registered in England No: 3642459

The Extranet **Home** page provides shortcut links to all the **Quotes, Sites** or **Company** related information you may require. You are also able to access this information via the tabs down the left-hand side of the screen.

Home: Update password and select company to view

Hello Testa, need help? Get in touch 0800 083 5293

GET A QUOTE GET A CERTIFICATE

LABC SUPPORT ONLINE

Click to change your password or log out

Registration st
Status
Expiry Date
Fees Due

TE

Testa Employee
Test Company Ltd
Change password

LOGOUT

YOUR SITES 1

Search

Reference	Site address	Plots	Plots nearly complete
PL-LABC-10027804	LABC Test Development, CH61 6XB	5	2

Showing 1 - 1 of 1 entries

YOUR QUOTES AND APPLICATIONS 1

Search

Reference	Site address	Plots	Status
PL-LABC-10027808/1	Test Site 2, Another Test Site, Test, CH41 1AU	0	Incomplete

Showing 1 - 1 of 1 entries

INCOMPLETE APPLICATIONS (1) >

ORDERS WITH PLOTS NEARLY COMPLETE >

MANAGE COMPANY DETAILS >

OUR BLOG

MARKETING MATERIALS

MD Insurance Services Ltd. is the scheme administrator for LABC Warranty and is authorised and regulated by the Financial Conduct Authority. Registered in England No: 3642459

PRIVACY POLICY

TERMS OF USE

You can change your **Extranet Password** or log out of the system by clicking on your initials in the circle in the top right-hand corner of the screen. If you are registered under multiple companies, you can choose which you want to view from the drop-down list. If this has not been enabled, please email extranet@labcwarranty.co.uk with the LABC Warranty registration number for each company you wish to be added.

Home: Update password and select company to view

Hello Testa, need help? Get in touch 0800 083 5293

GET A QUOTE GET A CERTIFICATE

LABC SUPPORT ONLINE

Click to change your password or log out

Registration st

Status

Expiry Date

Fees Due

Testa Employee
Test Company Ltd

Test Company

Company_NorthWest

Company_Midlands

OUR BLOG

MARKETING MATERIALS

MD Insurance Services Ltd. is the scheme administrator for LABC Warranty and is authorised and regulated by the Financial Conduct Authority. Registered in England No: 3642459

PRIVACY POLICY

TERMS OF USE

YOUR SITES 1

Search

Reference	Site address	Plots	Plots nearly complete
PL-LABC-10027804	LABC Test Development, CH61 6XB	5	2

Showing 1 - 1 of 1 entries

YOUR QUOTES AND APPLICATIONS 0

Reference	Site address	Plots	Status
You don't currently have any quotes			

Select and click the **Company** you want to view in this session, and the home page and site information will update accordingly. Please note that you will need to repeat the process for each different company by clicking on your initials in the top right-hand corner. You are unable to view sites registered under different limited companies together in a consolidated view.

Home: Get a certificate

The screenshot shows the LABC Warranty website interface. At the top left is the LABC logo. The top navigation bar includes 'GET A QUOTE' and 'GET A CERTIFICATE' buttons. A user profile 'TE' is visible. A 'REQUEST CERTIFICATE' modal is open, showing two options: 'CERTIFICATE OF INSURANCE' and 'PLOT INITIAL CERTIFICATE'. The main content area is divided into sections: 'YOUR SITES' with a search bar and a table of sites; 'YOUR QUOTES AND APPLICATIONS' with a table showing no quotes; 'INCOMPLETE APPLICATIONS (0)'; 'ORDERS WITH PLOTS NEARLY COMPLETE'; and 'MANAGE COMPANY DETAILS'. On the right, there is a 'REGISTRATION STATUS' section showing 'Approved' status and an expiry date of 06/05/2026. Below this is an 'OUR BLOG' section with an image of two workers and a 'MARKETING MATERIALS' section.

Logo: warranty LABC

Navigation: HOME, QUOTES, SITES, COMPANY, TRAINING GUIDE, MARKETING MATERIAL, CONTACT US, PRIVACY POLICY, TERMS OF USE

Top Bar: Hello Testa, need help? Get in touch 0800 083 5293 | GET A QUOTE | GET A CERTIFICATE | TE | LABC SUPPORT ONLINE

Modal: REQUEST CERTIFICATE (X)

- CERTIFICATE OF INSURANCE
- PLOT INITIAL CERTIFICATE

YOUR SITES

Search

Reference	Site address	Plots	Plots nearly complete
PL-LABC-10027804	LABC Test Development, CH61 6XB	5	2

Showing 1 - 1 of 1 entries

YOUR QUOTES AND APPLICATIONS 0

Reference	Site address	Plots	Status
You don't currently have any quotes			

INCOMPLETE APPLICATIONS (0)

ORDERS WITH PLOTS NEARLY COMPLETE

MANAGE COMPANY DETAILS

REGISTRATION STATUS

- Registration status: ✓
- Status: Approved
- Expiry Date: 06/05/2026
- Fees Due: £0

OUR BLOG

MARKETING MATERIALS

MD Insurance Services Ltd. is the scheme administrator for LABC Warranty and is authorised and regulated by the Financial Conduct Authority. Registered in England No: 3642459

You can use the **Get A Certificate** link on the top bar to filter your Sites and Plots to see if a **Plot Initial Certificate** or **Certificate of Insurance (COI)** can be issued. You can also check if there are any **Actions** outstanding which would stop this. Click the relevant option for the type of certificate you require.

Home: Get a certificate

The screenshot shows the LABC Warranty website interface. A modal window titled "REQUEST CERTIFICATE OF INSURANCE" is open, displaying a search interface for sites. The modal contains a search bar and a table with the following data:

Reference	Address	Plots
PL-LABC-10027804	LABC Test Development, Testing Lane, Testing Town, CH61 6XB	5

Below the table, it says "Showing 1 - 1 of 1 entries" and includes a "PREVIOUS" button. The background shows the "YOUR SITES" section of the website with a table:

Reference	Site address
PL-LABC-10027804	LABC Test Deve

Other visible elements include the LABC logo, navigation menu (HOME, QUOTES, SITES, COMPANY, TRAINING GUIDE, MARKETING MATERIAL, CONTACT US), user greeting "Hello Testa", and a "GET A CERTIFICATE" button.

You need to select the relevant **Site** from the list by clicking on the reference number.

Home: Get a certificate

REQUEST CERTIFICATE OF INSURANCE - PL-LABC-10027804

AVAILABLE PLOTS

Search **SELECT ALL PLOTS**

Plot Reference	Plot name	Plot address	Date certificate issued	
PL-LABC-10027804-2	Plot 2	Test NH 2		ADD >
PL-LABC-10027804-3	Plot 3	Test NH 3		ADD >
PL-LABC-10027804-4	Plot 4	Test NH 4		ADD >
PL-LABC-10027804-5	Plot 5	Test NH 5		ADD >

Showing 1 - 4 of 4 entries

SELECTED PLOTS

Search **REMOVE ALL PLOTS**

	Plot Reference	Plot name	Plot address
< REMOVE	PL-LABC-10027804-1	Plot 1	Test NH 1

Showing 1 - 1 of 1 entries

PREVIOUS < **NEXT >**

Select one or however many **Plots** for which certificates are needed by clicking the **Add** button against each Plot, then click **Next** to proceed.

Home: Get a certificate

LABC warranty

LABC

HOME

QUOTES

SITES

COMPANY

TRAINING GUIDE

MARKETING MATERIAL

CONTACT US

PRIVACY POLICY

TERMS OF USE

Hello Testa, need help? Get in touch 0800 082 5202

GET A QUOTE

GET A CERTIFICATE

TE

LABC SUPPORT ONLINE

YOUR SITES

Search

Reference Site address

PL-LABC-10027804 LABC Test Develop

Showing 1 - 1 of 1 entries

YOUR QUOTES AND APPLICATIONS

Reference Site address

You don't currently have any quotes

MD Insurance Services Ltd. is the scheme administrator for LABC Warranty and is authorised and regulated by the Financial Conduct Authority. Registered in England No: 3642459

REQUEST CERTIFICATE OF INSURANCE - PL-LABC-10027804

Plots selected
Plot 1

OUTSTANDING ITEMS PREVENTING YOUR CERTIFICATES BEING ISSUED

Search

Action outstanding	Applies to	
Receipt of a Confirmed Sale Price is required	Whole Site	UPDATE DETAILS

PREVIOUS

Registration status ✓

Status Approved

Expiry Date 06/05/2026

Fees Due £0

OUR BLOG

MARKETING MATERIALS

This will show if there are any outstanding **Actions** which would stop the relevant certificate(s) from being issued.

Home: Filter plots nearly complete

The screenshot shows the LABC Warranty website interface. A modal window titled "ORDERS WITH PLOTS NEARLY COMPLETE" is open, displaying a table of sites with plots nearing completion. The modal includes a search bar, a table with columns for Reference, Site Address, Plots, and Plots Nearly Complete, and a pagination control showing 1 of 1 entries.

ORDERS WITH PLOTS NEARLY COMPLETE

Select a site to view any plots that are nearing completion – i.e. plots at roof stage or beyond

Sites 1

Entries per page: 10 Search

Reference	Site Address	Plots	Plots Nearly Complete
PL-LABC-10027804	LABC Test Development, CH61 6XB	5	2

Showing 1 - 1 of 1 entries

Navigation: < 1 >

YOUR SITES

Search

Reference

[PL-LABC-10027804](#)

Showing 1 - 1 of 1 entries

YOUR QUOTES AND APPLICATIONS

Reference	Site address	Plots	Status
You don't currently have any quotes			

MD Insurance Services Ltd. is the scheme administrator for LABC Warranty and is authorised and regulated by the Financial Conduct Authority. Registered in England No: 3642459

LABC SUPPORT ONLINE

Registration status: ✓

Status: Approved

Expiry Date: 06/05/2026

Fees Due: £0

OUR BLOG


MARKETING MATERIALS

PRIVACY POLICY

TERMS OF USE

You can use the **Actions For Plots Nearly Complete** link to select a **Site** and view any urgent **Actions** required for Plots nearing completion.

Quote application: Site details



- HOME
- QUOTES
- SITES
- COMPANY
- TRAINING GUIDE
- MARKETING MATERIAL
- CONTACT US

- PRIVACY POLICY
- TERMS OF USE

Hello Testa, need help? Get in touch 0800 083 5293

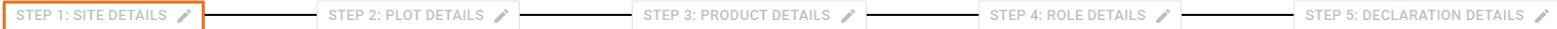
GET A QUOTE

GET A CERTIFICATE

TE

LABC
SUPPORT
ONLINE

Quote application



In order to provide a formal quotation, all sections of this application form must be completed and additional information provided where required. You are able to save and return to the application form as required. The guidance notes section provides additional help and guidance in completing this application form. If you have any questions please do not hesitate to contact us.

PLEASE NOTE: Failure to complete all relevant sections of this form fully may result in us being unable to provide a quotation for your site. Incomplete forms may result in delays.

SITE DETAILS

QUOTE RECIPIENT DETAILS

Quote recipient
Miss Testa Employee ⓘ

Quote recipient office
Head Office - Test Company, CH61 6XB ⓘ

SITE ADDRESS

Address line one
Test Site ⓘ

Address line two ⓘ


Address line three ⓘ

Town/city
You must enter a value ⓘ

Postcode
You must enter a value ⓘ

Select **Get a Quote** at the top of the screen to open the quote application form. You can save the form at any time and return to it later, but you will be unable to submit your application without all the mandatory information supplied. Please note that this will not provide an instant quotation as subject to underwriter review. A formal quotation will be emailed to you and viewable on the Extranet when issued.

Quote application: Site details



- HOME
- QUOTES
- SITES
- REPORTING
- COMPANY
- TRAINING GUIDE
- MARKETING MATERIAL
- CONTACT US
- PRIVACY POLICY
- TERMS OF USE

Hello Test, need help? Get in touch 0800 083 5293

GET A QUOTE GET A CERTIFICATE



CONSTRUCTION DETAILS

Expected construction start date
05/02/2024  

Expected construction end date
25/08/2024  

Maximum number of storeys above ground
2  

Maximum number of storeys below ground
1  

Please answer the following questions:

Will any unit(s) contain any non-traditional construction methods?

Please select an option

Traditional construction is defined as brick or block cavity construction or accredited timber frame (ISO 9001/CE Mark)



Are there any units attached or structurally connected to any other structure not included in this application?

Yes No

Please select an option

Has this site previously been in administration?


Yes No

Please select an option

SAVE  NEXT >

The **Get a Quote** application form is dynamic and will only ask the questions relevant to your project. Support text is provided to help you complete the form by clicking the **(i)** icon. You will be alerted if any required information has not been provided.

Quote application: Site details











LABC warranty


- HOME
- QUOTES
- SITES
- REPORTING
- COMPANY
- TRAINING GUIDE
- MARKETING MATERIAL
- CONTACT US
- PRIVACY POLICY
- TERMS OF USE

Hello Test, need help? Get in touch 0800 083 5293

[GET A QUOTE](#) [GET A CERTIFICATE](#) [TE](#)

Expected construction start date	05/02/2024	 
Expected construction end date	25/08/2024	 
Maximum number of storeys above ground	2	 
Maximum number of storeys below ground	1	 

Please answer the following questions:



Will any unit(s) contain any non-traditional construction methods? 

Are there any units attached or structurally connected to any other structure not included in this application?

Please refer to our technical manual (available for download via www.labcwarranty.co.uk for guidance on new elements connecting to existing structures and ensure you comply with the following:

- A Party Wall Agreement in accordance with the Party Wall Act will be in place (will not be required if you own the adjacent property)
- The separating wall(s) between the existing and new properties meet the relevant Building Regulation requirements
- The existing adjacent foundations and wall structures are suitable to support any proposed increased loading(s)
- The junction of the new and existing wall(s) will be constructed to ensure dampness cannot enter either of the properties
- An effective damp proof course will be present within any shared wall(s)
- Movement joints will be incorporated to allow for limited differential movement

Has this site previously been in administration?

The **Save** button will enable you to save and exit the form. Any saved applications can be accessed via the **Home** page quick link. Click **Next** to proceed to the next page.

Quote application: Plot details

Logo: warranty LABC

Navigation: HOME, QUOTES, SITES, REPORTING, COMPANY, TRAINING GUIDE, MARKETING MATERIAL, CONTACT US, PRIVACY POLICY, TERMS OF USE

Header: Hello Test, need help? Get in touch 0800 083 5293

Buttons: GET A QUOTE, GET A CERTIFICATE, TE

Quote application PL-LABC-10024973/1

STEP 1: SITE DETAILS ✓ — STEP 2: PLOT DETAILS ✎ — STEP 3: PRODUCT DETAILS ✎ — STEP 4: ROLE DETAILS ✎ — STEP 5: DECLARATION DETAILS ✎

PLOTS - 0

We require detailed information about each plot being built. The easiest way to do this is by downloading the Plot Matrix template and uploading this once complete. Alternatively, use our Plot Wizard.

Please select the option required:

Do you want to use the download/upload plot matrix? Yes No

Please note: Please ensure you complete all sections of the spreadsheet as required. If you have any questions, relating to the information required, please contact us on 0800 107 8446

[Click to download plot matrix template](#)

Drop plot matrix file below or click to upload
Drag and drop files here or click

SAVE < PREVIOUS NEXT >

You can download and upload an Excel document to provide **Plot** information as requested or select the manual option and enter your **Plot** information on-screen.

Quote application: Plot details



- HOME
- QUOTES
- SITES
- REPORTING
- COMPANY
- TRAINING GUIDE
- MARKETING MATERIALS
- CONTACT US
- PRIVACY POLICY
- TERMS OF USE

Hello Test, need help? Get in touch 0800 083 5293

GET A QUOTE GET A CERTIFICATE TE

Quote application PL-LABC-10024973/1



PLOTS - 0

We require detailed information about each plot being built. The easiest way to do this is by downloading the Plot Matrix template and uploading this once complete. Alternatively, use our Plot Wizard.

Please select the option required:

Yes No

Name	Date modified	Type	Size
Folder	08/08/2019 12:00	File folder	
Folder	06/08/2019 15:49	File folder	
Microsoft Excel W...	03/09/2019 17:57	Microsoft Excel W...	333 KB
Shortcut	30/09/2019 15:45	Shortcut	3 KB
Microsoft Excel W...	18/09/2019 17:08	Microsoft Excel W...	30 KB
Microsoft Excel W...	08/08/2019 12:23	Microsoft Excel W...	149 KB
JPEG image	04/09/2019 11:04	JPEG image	113 KB
Adobe Acrobat D...	22/08/2019 12:22	Adobe Acrobat D...	407 KB

...n required, please contact us on 0800 107 8446


SAVE < PREVIOUS NEXT >

Quote application: Plot matrix

	A	B	C	D	E	F	G	H	I	J
1	Plot Name	Warranty Product	New Build/Conversion	Unit Type	Stage of Works	Reconstruction Cost	Estimated Sale Price	Block Name	Sq m	
2	1	New Homes	New Build	Detached	No Works Started	150,000.00	200,000.00		152	
3	2	<input type="text" value="New Homes"/>								
4	3									
5	4									
6	5									
7	6									
8	7									
9										
10										
11										
12										

After downloading and saving the **Plot Matrix**, please fill in the required information using the dropdown boxes, ensuring that block name cells are completed for apartment units and square metre cells are filled in for all plots.

Quote application: Upload



- HOME
- QUOTES
- SITES
- REPORTING
- COMPANY
- TRAINING GUIDE
- MARKETING MATERIAL
- CONTACT US
- PRIVACY POLICY
- TERMS OF USE

Hello Test, need help? Get in touch 0800 083 5293

GET A QUOTE GET A CERTIFICATE

TE

Quote application PL-LABC-10024973/1



LOTS - 5

PLOT SUMMARY RELOAD PLOT DETAILS

Total reconstruction costs: **£710,000.00**

Total estimated sale price: **£200,000.00**

Feel free to alter the table as you wish.

Plot name	Warranty product	New build/conversion	Unit type	Stage of works	Reconstruction cost (£)	Estimated sale price (£)	Block	Area/sqm
1	1	New Homes	New build	Detached	No Works Started	150,000.00	200,000.00	
2	2	Social Housing	New build	Terraced	No Works Started	120,000.00		
3	3	Social Housing	New build	Terraced	No Works Started	120,000.00		
4	4	Social Housing	New build	Terraced	No Works Started	120,000.00		
5	5	Commercial	New build	Shopping Centre	No Works Started	200,000.00		300

+ Tip! click to add additional rows to the table. - Tip! click the 'x' to delete selected rows from the table.

SAVE ← PREVIOUS NEXT →

The information uploaded in the **Plot Matrix** will be automatically totalled and displayed on screen as a summary once the Excel is uploaded. You can amend any of the details uploaded by clicking the drop-down arrows or re-loading the updated Excel using the **Reload Plot Details** button.

Quote application: Product details

The screenshot displays the LABC warranty quote application interface. On the left is a dark navigation sidebar with the LABC logo and menu items: HOME, QUOTES, SITES, REPORTING, COMPANY, TRAINING GUIDE, MARKETING MATERIAL, CONTACT US, PRIVACY POLICY, and TERMS OF USE. The main content area shows a progress bar with five steps: STEP 1: SITE DETAILS (checked), STEP 2: PLOT DETAILS (checked), STEP 3: PRODUCT DETAILS (highlighted with an orange border and a pencil icon), STEP 4: ROLE DETAILS (pencil icon), and STEP 5: DECLARATION DETAILS (pencil icon). Below the progress bar, the 'PRODUCTS - 3' section is active, showing details for 'NEW HOMES' and 'SOCIAL HOUSING'. The 'NEW HOMES' section includes: Total number of units: 1; Total estimated reconstruction cost of units: £150,000.00; Total estimated selling price of units: £200,000.00; Period of cover: 10 Years (dropdown menu with an info icon). Below this, there are two questions with 'Yes' and 'No' buttons: 'Will you be taking deposits from purchasers?' (Yes button is highlighted green) and 'Would you like Insolvency of Developer during the Building Period cover, if we can provide it?' (No button is highlighted red). The 'SOCIAL HOUSING' section includes: Total number of units: 3; Total estimated reconstruction cost of units: £360,000.00; and a dropdown menu for 'Period of cover' with options '10 Years' and '12 Years' (info icon).

You will be asked further questions relating to the products selected e.g. New Homes, Social Housing, Private Rental etc.

Quote application: Role details

The screenshot shows the 'Role Details' step of a quote application. The interface includes a navigation menu on the left, a progress bar at the top, and a table of external roles. The 'Builder' role is currently selected as 'Set to me'.

Navigation: GET A QUOTE | GET A CERTIFICATE | TE

Progress: STEP 1: SITE DETAILS ✓ | STEP 2: PLOT DETAILS ✓ | STEP 3: PRODUCT DETAILS ✓ | **STEP 4: ROLE DETAILS ✓** | STEP 5: REGISTRATION DETAILS ✎ | STEP 6: DECLARATION DETAILS ✎

ROLES

Please complete the table below to allocate the correct company and contact (if required) for each role. The guidance notes provide definitions for each role if required. If you / your company is in the role, please select the 'Set role as me' option and this will automatically populate your details. To add a different company or contact to a role or amend, simply select the 'Add new' option. If you wish to add additional roles to the application, please select the 'Add role' option.

External roles to be set for this site

[ADD ROLE ✎](#)

Set to me	Role	Company name	Contact name	
✓	Invoice Recipient	Test Company	Mr Test Employee 1	EDIT ✎
✓	Site Report Recipient	Test Company	Mr Test Employee 1	EDIT ✎
✓	Warranty Document Recipient	Test Company	Mr Test Employee 1	EDIT ✎
✓	Building Control Provider	Cheshire West and Chester Council	N/A	EDIT ✎
✓	Developer	Test Company	N/A	EDIT ✎
✓	SET TO ME	Builder	new	EDIT ✎

Navigation: SAVE | PREVIOUS | NEXT

These are the companies and individuals who will have a role on your site. You must allocate a contact to each role to proceed or set these as yourself. **Add Role** enables additional roles to be added, and new companies or contacts can be added via the **Edit** link.

Quote application: Edit role

The screenshot shows a web application interface for editing a role. A modal dialog box titled "EDIT WARRANTY DOCUMENT RECIPIENT" is open, divided into two main sections: "ENTER COMPANY DETAILS" and "ENTER CONTACT DETAILS".

ENTER COMPANY DETAILS:

- Company name: New Builder
- Year established: [empty]
- CHANGE COMPANY button
- Legal form type: [empty] (dropdown menu)
- CORRESPONDENCE ADDRESS section:
 - Postcode lookup: [toggle off]
 - Address line one: [empty]
 - Address line two: [empty]
 - Address line three: [empty]

ENTER CONTACT DETAILS:

- Title: [empty]
- First name: [empty]
- Last name: [empty]
- Country code: United Kingdom (dropdown menu)
- Telephone: [empty]
- Country code: United Kingdom (dropdown menu)
- Mobile: [empty]
- Email: [empty]

At the bottom of the dialog are "CANCEL" and "OK" buttons. The background shows a "ROLES" table with an "EDIT" button for each row. A red error message "Failed to load companies" is visible in the top right corner of the application.

To edit a role select **Edit** and complete the information in the dialogue box before selecting **OK** to save.

Quote application: Add new developer or builder

The screenshot shows the warrantyLABC website interface. On the left is a navigation menu with items: HOME, QUOTES, SITES, REPORTING, COMPANY, TRAINING GUIDE, MARKETING MATERIAL, CONTACT US, PRIVACY POLICY, and TERMS OF USE. The top right has buttons for 'GET A QUOTE' and 'GET A CERTIFICATE', and a user profile icon 'TE'. The main content area shows a quote application for 'PL-LABC-10024973/1' with a progress bar indicating 'STEP 4: ROLE DETAILS' is active. An 'EDIT DEVELOPER' modal window is open, displaying a table of roles. The table has columns for 'Set to me', 'Role', 'Company name', 'Employee name', and 'Action'. The 'Builder' role is currently set to 'new' and has a 'SET TO ME' button. Other roles include Invoice Recipient, Site Report Recipient, Warranty Document Recipient, Building Control Provider, and Developer, all with 'EDIT' buttons. A 'Please complete the table below to option and this will automatically pc' message is visible above the table. A 'Company name' input field with a dropdown menu is also present, with an 'ADD COMPANY DETAILS MANUALLY' button below it. A 'Yes/No' dialog box is partially visible in the background.


If you are using a separate developer or Builder for your project, click **Edit** and start typing the developer's or builder's company name, then select the correct option from the drop-down list. If the company is not already listed, click **Add Company Details Manually**.

Quote application: Add new developer or builder

The screenshot shows the LABC Warranty website interface. On the left is a dark navigation menu with the LABC logo and links for HOME, QUOTES, SITES, REPORTING, COMPANY, TRAINING GUIDE, MARKETING MATERIAL, CONTACT US, PRIVACY POLICY, and TERMS OF USE. The main content area is titled 'Quote application PL-LABC-10024973/1' and features a progress bar with six steps: STEP 1: SITE DETAILS, STEP 2: PLOT DETAILS, STEP 3: PRODUCT DETAILS, STEP 4: ROLE DETAILS, STEP 5: REGISTRATION DETAILS (highlighted with a red border), and STEP 6: DECLARATION DETAILS. Below the progress bar is a section titled 'BUILDER REGISTRATION DETAILS' with a sub-header 'COMPANY BACKGROUND'. The form contains several questions with 'Yes' and 'No' radio buttons: 'Is the Builder company already registered with LABC Warranty?', 'Is the Builder company associated to another company that is already registered with LABC Warranty?', 'Is property development your full time occupation?'. There are three text input fields with red error messages: 'Number of units constructed in last financial year', 'Number of units to be constructed in the next financial year?', and 'What is the estimated value of land bank held? (£)'. A final question 'Can you provide details of previous development projects?' has 'Yes' and 'No' radio buttons. A red error message 'You must enter a value' is present below this question. At the top right, there are buttons for 'GET A QUOTE' and 'GET A CERTIFICATE', and a user profile icon labeled 'TE'. A contact number 'Hello Test, need help? Get in touch 0800 083 5293' is displayed at the top left of the main content area.

You must confirm if the developer and/or Builder is registered with LABC Warranty and, if so, provide their seven-digit registration number e.g. REG/LABC/**3000000**.

Quote application: Declaration



LABC warranty

- HOME
- QUOTES
- SITES
- REPORTING
- COMPANY
- TRAINING GUIDE
- MARKETING MATERIAL
- CONTACT US
- PRIVACY POLICY
- TERMS OF USE

Hello Test, need help? Get in touch 0800 083 5293

[GET A QUOTE](#) [GET A CERTIFICATE](#) [TE](#)

Quote application PL-LABC-10024973/1



DECLARATION & SUBMISSION

CLAIMS EXPERIENCE & GENERAL INSURANCE QUESTIONS

Please answer the following questions for you or any director or partner / any individual or organisation referenced within this application:

Have you sustained any losses or had any claims in the last three years that would be covered by this insurance?

Please select an option

Have you ever been refused property insurance or had any special terms imposed by any insurer?

Please select an option

Have you ever been convicted or is there any kind of prosecution pending for any offence involving dishonesty of any kind?

Please select an option

Have you ever been prosecuted or received notification of intended prosecution under the Health and Safety Act 1974 or Consumer Prosecution Act 1987?


Please select an option

Have you ever been involved with a house builder or construction company that has gone into liquidation / declared bankrupt in the past? If Yes, please provide details of what company and when. A Statement of Affairs will usually be required if the liquidation / bankruptcy occurred in the last 5 years

Please select an option


ACCOMPANYING DOCUMENTS

Other supporting documents
Drag and drop files here or click



You are required to complete the claims and general insurance declaration.

Quote application: Declaration



- HOME
- QUOTES
- SITES
- REPORTING
- COMPANY
- TRAINING GUIDE
- MARKETING MATERIAL
- CONTACT US
- PRIVACY POLICY
- TERMS OF USE

Hello Test, need help? Get in touch 0800 083 5293

GET A QUOTE GET A CERTIFICATE

TE

Quote application PL-LABC-10024973/1



DECLARATION & SUBMISSION

CLAIMS EXPERIENCE & GENERAL INSURANCE QUESTIONS

Please answer the following questions for you or any director or partner / any individual or organisation referenced within this application:

Have you sustained any losses or had any claims in the last three years that would be covered by this insurance?

Additional information ⓘ
You must enter a value

Have you ever been refused property insurance or had any special terms imposed by any insurer?


Have you ever been convicted or is there any kind of prosecution pending for any offence involving dishonesty of any kind?

Have you ever been prosecuted or received notification of intended prosecution under the Health and Safety Act 1974 or Consumer Prosecution Act 1987?

Have you ever been involved with a house builder or construction company that has gone into liquidation / declared bankrupt in the past? If Yes, please provide details of what company and when. A Statement of Affairs will usually be required if the liquidation / bankruptcy occurred in the last 5 years


ACCOMPANYING DOCUMENTS

Other supporting documents
Drag and drop files here or click



You will be advised if any additional information is required to be uploaded based upon your responses.

Quote application: Supporting documents



- HOME
- QUOTES
- SITES
- REPORTING
- COMPANY
- TRAINING GUIDE
- MARKETING MATERIAL
- CONTACT US
- PRIVACY POLICY
- TERMS OF USE

Hello Test, need help? Get in touch 0800 083 5293

[GET A QUOTE](#) [GET A CERTIFICATE](#) [TE](#)

DECLARATION EXPERIENCE & GENERAL INSURANCE QUESTIONS

Please answer the following questions for you or any director or partner / any individual or organisation referenced within this application:

Have you sustained any losses or had any claims in the last three years that would be covered by this insurance?

Have you ever been refused property insurance or had any special terms imposed by any insurer?


Have you ever been convicted or is there any kind of prosecution pending for any offence involving dishonesty of any kind?

Have you ever been prosecuted or received notification of intended prosecution under the Health and Safety Act 1974 or Consumer Prosecution Act 1987?

Have you ever been involved with a house builder or construction company that has gone into liquidation / declared bankrupt in the past? If Yes, please provide details of what company and when. A Statement of Affairs will usually be required if the liquidation / bankruptcy occurred in the last 5 years

ACCOMPANYING DOCUMENTS

Other supporting documents
Drag and drop files here or click

 [Technical Overview - PL-LABC-978390.xlsx](#)

DECLARATION

It is important that you answer all questions fully, truthfully and accurately. Please remember that the answers you give will be used to determine the terms that we can offer. If incorrect information is provided, this may result in the policy being amended or cancelled and may reduce the amount payable in the event of a claim or may result in the non-payment of a claim.

I/we declare that to the best of my/our knowledge and belief, the information I/we have given is correct and complete in every detail on behalf of the proposed insured.

[SUBMIT](#) [SAVE](#) [PREVIOUS](#)

You will be required to upload any documentation related to your application before submitting your **Quote** application. You will be able to see on screen if the upload has been successful and delete/re-upload if required. Once all the information required is complete, you will be able to click the **Submit** button. Please note that this will not provide an instant quotation as subject to underwriter review. This will submit the application, and you will receive the formal quotation document bundle and terms and conditions via email once it has been formally underwritten.

Quote: Application pending

The screenshot shows the warrantyLABC website interface. On the left is a dark navigation sidebar with the logo and menu items: HOME, QUOTES, SITES, REPORTING, COMPANY, TRAINING GUIDE, MARKETING MATERIAL, CONTACT US, PRIVACY POLICY, and TERMS OF USE. The main content area has a header with the text "Hello Test, need help? Get in touch 0800 083 5293" and buttons for "GET A QUOTE" and "GET A CERTIFICATE". Below the header are three tabs: "YOUR QUOTES 0", "INCOMPLETE APPLICATIONS 2", and "APPLICATIONS PENDING 1". The "APPLICATIONS PENDING" tab is active, showing a table with one entry. The table has columns for application ID, site name, number of plots, and submission date. Below the table is a pagination control showing "Showing 1 - 1 of 1 entries" and a page number "1".

YOUR QUOTES 0 INCOMPLETE APPLICATIONS 2 APPLICATIONS PENDING 1

Applications pending 1

Entries per page: 10 Search

PL-LABC-10024971/1	Test Site 2, LE3 3RT	2 plots	APPLICATION SUBMITTED: 05-02-2024
--------------------	----------------------	---------	-----------------------------------

Showing 1 - 1 of 1 entries < 1 >

Once submitted, your application will show on the **Quotes** tab under **Applications Pending**. You will be sent your formal quotation via email and be able to download a copy via the Extranet.

Quote: Incomplete application

The screenshot displays the LABC warranty system interface. On the left is a dark navigation sidebar with the LABC logo and menu items: HOME, QUOTES, SITES, REPORTING, COMPANY, TRAINING GUIDE, MARKETING MATERIAL, CONTACT US, PRIVACY POLICY, and TERMS OF USE. The main content area has a header with the text "Hello Test, need help? Get in touch 0800 083 5293" and two buttons: "GET A QUOTE" and "GET A CERTIFICATE". A user profile icon labeled "TE" is in the top right. Below the header, there are three tabs: "YOUR QUOTES 0", "INCOMPLETE APPLICATIONS 1", and "APPLICATIONS PENDING 2". The "INCOMPLETE APPLICATIONS" tab is active, showing a table with one entry. The table has columns for application ID, site name, and plot count. The entry is "PL-LABC-10024972/1" for "Test Site 3, B16 9DT" with "0 plots". Action buttons "DELETE APPLICATION" and "COMPLETE APPLICATION" are visible for this entry. A search bar and pagination controls are also present.

YOUR QUOTES 0 INCOMPLETE APPLICATIONS 1 APPLICATIONS PENDING 2

Incomplete applications 1


Entries per page: 10 Search

PL-LABC-10024972/1	Test Site 3, B16 9DT	0 plots	DELETE APPLICATION	COMPLETE APPLICATION
--------------------	----------------------	---------	--------------------	----------------------

Showing 1 - 1 of 1 entries < 1 >

Any incomplete applications can be accessed via the **Home** page quick link or the **Quotes** tab under **Incomplete Applications**. Click **Complete Application** to continue with the application or **Delete Application** to remove from the Extranet.

Quote: Your active quotes



Hello Test, need help? Get in touch 0800 083 5293

GET A QUOTE
GET A CERTIFICATE
TE

HOME

QUOTES

SITES

REPORTING

COMPANY

TRAINING GUIDE

MARKETING MATERIAL

CONTACT US

PRIVACY POLICY

TERMS OF USE

YOUR QUOTES 1
INCOMPLETE APPLICATIONS 1
APPLICATIONS PENDING 1

Your quotes 1

Entries per page

10 ▼

Search

PL-LABC-10024973/1
Test Site, CH45 1AU
5 plots
^

Sales account manager

Miss account manager

01516504300

Expires

13-02-2024

Total number of plots

5

Total fees due

£12,054.30

Product name	Number of plots	Total reconstruction cost	Total estimated sale price	Total fees
New Homes	1	£150,000.00	£200,000.00	£2,548.98
Social Housing	3	£360,000.00	N/A	£4,584.42
Commercial	1	£200,000.00	N/A	£4,920.90

VIEW QUOTE DOCUMENTS












Showing 1 - 1 of 1 entries

<
1
>

Any quotes which have been submitted via the Extranet and not yet accepted will be available to view under the **Quotes** tab and **Your Quotes**. Click on the **View Quote** button to view the quote summary.

Quote: Your active quotes

The screenshot displays the LABC warranty website interface. A modal window titled "VIEW QUOTE DOCUMENTS" is open, showing a table of documents. The table has the following columns: Document type, File name, Applies to, Date uploaded, and a DOWNLOAD button with a document icon. The background shows a navigation menu on the left and a summary of quotes on the right.

Document type	File name	Applies to	Date uploaded	DOWNLOAD 
Terms and Conditions	Terms and Conditions.pdf	Whole site	06/02/2024 11:45:10	DOWNLOAD 
Site Statement of Fact	Site Statement of Fact - PL-LABC-10024973.pdf	Whole site	06/02/2024 11:45:10	DOWNLOAD 
Quotation	Quote Acceptance - PL-LABC-10024973_1.pdf	Whole site	06/02/2024 11:45:10	DOWNLOAD 
Quotation	Quote - PL-LABC-10024973_1.pdf	Whole site	06/02/2024 11:45:10	DOWNLOAD 
Policy Document	LABC Social Housing Policy v12.pdf	2 - 4	06/02/2024 11:45:10	DOWNLOAD 
Insurance Policy Information Document	LABC Social Housing Policy v12 IPID.pdf	2 - 4	06/02/2024 11:45:10	DOWNLOAD 
Policy Document	LABC New Homes Policy v14.pdf	1	06/02/2024 11:45:10	DOWNLOAD 
Insurance Policy Information Document	LABC New Homes Policy v14 IPID.pdf	1	06/02/2024 11:45:10	DOWNLOAD 
Policy Document	LABC Commercial Policy v12.pdf	5	06/02/2024 11:45:10	DOWNLOAD 
Insurance Policy Information Document	LABC Commercial Policy v12 IPID.pdf	5	06/02/2024 11:45:10	DOWNLOAD 

Showing 1 - 10 of 10 entries

Click the **Download** button to view the document required.

Sites: Summary of sites registered

Logo: warranty LABC

Navigation: HOME, QUOTES, SITES, COMPANY, TRAINING GUIDE, MARKETING MATERIAL, CONTACT US, PRIVACY POLICY, TERMS OF USE

Header: Hello Testa, need help? Get in touch 0800 083 5293

Buttons: GET A QUOTE, GET A CERTIFICATE, TE, LABC SUPPORT ONLINE

YOUR SITES

Entries per page: 10

Search:


Reference	Site address	Plots	Plots near completion
PL-LABC-10027804	LABC Test Development, CH61 6XB	5	2

Showing 1 - 1 of 1 entries

Page 1 of 1

Sites is a list of all the open sites registered with LABC Warranty since 1st January 2016. This shows the number of **Plots** registered and those Near Completion e.g. Plots we have noted at roof stage of works or beyond. Click the reference number to open the record. This shows a summary of **Plots** and **Actions** outstanding. **Urgent Actions** relate to **Plots** nearly complete. There is also a Get a Certificate shortcut.

Sites: Overview



LABC



Hello Testa, need help? Get in touch 0800 083 5293

GET A QUOTE

GET A CERTIFICATE

TE



LABC
SUPPORT
ONLINE

OVERVIEW OF SITE FOR PL-LABC-10027804 GET A CERTIFICATE  UPDATE PLOT DETAILS 



PL-LABC-10027804

LABC Test Development
Testing Lane
Testing Town
CH61 6XB



Sales Account Manager


 Miss Sales Account Tester
 01555555555


Risk Management Surveyor


 Mr Test RMSurveyor
 07272727272


Customer Service Account Handler


 Ms Test CustomerServices
 01516500000

 1 Block

 1 Unit

 5 Total plots

 0 Certificates of Insurance issued

 Search Block/Plot Name

Name	Address	Stage of works
▼ Block A		No Works Started
Plot 1	Test NH 1, Testing Town, CH61 6XB	Pre-Handover
Plot 2	Test NH 2, Testing Town, CH61 6XB	No Works Started
Plot 3	Test NH 3, Testing Town, CH61 6XB	No Works Started
Plot 4	Test NH 4, Testing Town, CH61 6XB	No Works Started
▼ Housing / Commercial Units		
Plot 5	Test NH 5, Testing Town, CH61 6XB	Pre-Handover

- Plots/Blocks In Progress
- Plots Nearing Completion
- Plots/Blocks With Outstanding Items
- Plots/Blocks With Overdue Items
- Plots/Blocks Not Yet Started
- All Plots/Blocks

8

2

Overview shows any **Blocks**, the **Plots** within the **Block**, and individual **Units**. **Stage of Works** relates to the build stage recorded for each **Block**, **Plot** or **Unit**, and **Outstanding Items** are the number of actions required. Use the **magnifying glass icon** to search for a **Block**, **Plot** or **Unit** or the arrow drop down next to All **Plots/Blocks** to filter your view e.g. show **Plots/Blocks** With **Outstanding Items** only. Click a **Plot** or **Unit** number for further details.

Sites: Overview / plot or block level outstanding information

Hello Testa, need help? Get in touch 0800 083 5293

GET A QUOTE GET A CERTIFICATE TE LABC SUPPORT ONLINE

OVERVIEW OF SITE FOR PL-LABC-10027804 GET A CERTIFICATE UPDATE PLOT DETAILS

PL-LABC-10027804 Block A Estimated start date 05/05/2025 Estimated end date 03/05/2027

LABC TEST DEVELOPMENT TESTING LANE TESTING TOWN CH61 6XB Stage of works No Works Started Build order Not yet known

OUTSTANDING INFORMATION (10) BLOCK DETAILS BLOCK ELEMENTS INSPECTIONS

All open items Outstanding item description

Type	Id	Details	Applies To	Photos	Respond to Action
Defect	D2	Fixing - Test defect for plot 4	Plot 4		PENDING
Defect	D1	Test defect	Roof 1		RESPOND
Risk	R3	Test risk added for Block A - plot 2 SMC test	Plot 2		RESPOND
Risk	R4	Basement test risk	Plot 3		RESPOND
Design Document	DD2.1.6	Test General Design doc	Block A	N/A	RESPOND
Design Document	DD5.1.11	Basement test design doc	Site	N/A	RESPOND
Completion Document	CD5				
Completion Document	CD6				
Admin Action		Receipt of a Confirmed Sale Price is required	Plot 2 - Plot 5		UPDATE DETAILS

Showing 1 - 2 of 2 entries


OUTSTANDING INFORMATION (2) PLOT DETAILS DOCUMENTS (2) INSPECTIONS

All open items Outstanding item description

Type	Id	Details	Applies To	Photos	Respond to Action
Design Document	DD5.1.11	Basement test design doc	Site	N/A	RESPOND
Admin Action		Receipt of a Confirmed Sale Price is required	Plot 2 - Plot 5		UPDATE DETAILS

Clicking on a **Plot or Block** displays all information and outstanding actions relative to that **Plot or Block**. **Type** refers to the outstanding action type e.g. design document, defect, admin action etc. Use the tabs highlighted above to navigate. **Outstanding Information** shows any information that we require before the **Plot** can be signed off as complete or **Certificate of Insurance** issued. Refer to page 45 for details on how to **Respond** to a request for information.

Sites: Overview / plot or block details

- 
- HOME
- QUOTES
- SITES
- PL-LABC-10027804
- OVERVIEW**
- INSPECTION PLAN
- DESIGN DOCUMENTS
- RISKS
- DEFECTS
- ADMIN ACTIONS
- COMPLETION DOCUMENTS
- ROLES
- FINANCES
- KEY DOCUMENTS
- ACTIVITIES
- COMPANY
- TRAINING GUIDE
- MARKETING MATERIAL
- CONTACT US

Hello Testa, need help? Get in touch 0800 083 5293

[GET A QUOTE](#)
[GET A CERTIFICATE](#)
TE
[LABC SUPPORT ONLINE](#)

PLOT 5 PLOT DETAILS FOR PL-LABC-10027804

[GET A CERTIFICATE](#)
[UPDATE PLOT DETAILS](#)

PL-LABC-10027804 <small>LABC TEST DEVELOPMENT TESTING LANE TESTING TOWN CH61 6XB</small>	Plot 5 PL-LABC-10027804-5 Test NH 5, CH61 6XB Unit type Detached	Products New Homes Stage of Works Pre-Handover	Plot Initial Certificate Not yet issued Certificate of Insurance Not yet issued
--	--	---	--

OUTSTANDING INFORMATION (2)
PLOT DETAILS
DOCUMENTS (2)
INSPECTIONS

Substructure details

Foundation type	Ground Improvements?	Basement?	Ground Floor Type	Foul Drainage?	Surface Drainage?
Bored Piles (CFA, Auger piles)	No	No	Suspended Slab	To Mains Sewer	To Mains Sewer

Superstructure details

Podium / Transfer Deck Type	Loadbearing Superstructure type	Wall type / Cladding types	Oak Part of External/Internal Structure?	Upper Floor Support	Windows & Doors types	Stair types Applicable
No	Block	Blockwork	No	I-Joists	Aluminium (or other metal)	Not Yet Known

Large (>3m) Opening Requiring Engineering Input? Are there Stacked Windows?

No No

OUTSTANDING INFORMATION (10)
BLOCK DETAILS
BLOCK ELEMENTS
INSPECTIONS

Substructure details

Foundation type	Ground Improvements?	Basement?	Ground Floor Type	Foul Drainage?	Surface Drainage?
Bored Piles (CFA, Auger piles)	No	No	Suspended Slab	To Mains Sewer	To Mains Sewer

Superstructure details

Podium / Transfer Deck Type	Loadbearing Superstructure type	Wall type / Cladding types	Oak Part of External/Internal Structure?	Upper Floor Support	Windows & Doors types	Stair types Applicable
No	Block	Blockwork	No	I-Joists	Aluminium (or other metal)	Not Yet Known

Large (>3m) Opening Requiring Engineering Input? Are there Stacked Windows? Balconies Proposed?

No No No

Roof details


Roof type	Pitched roofs	Roofing Waterproofing Material type	Parapets Proposed?	Roof Terrace Proposed?	Ventilation
Pitched	Cassette - Warm	Tiles	No	No	Not Yet Known

Service details

Heating type	Connection to an existing or new district heating network?	Are solar photovoltaics to be installed on any of the buildings as part of the waterproofing envelope?
Combi Boiler	Yes	No

Plot or Block Details tab (dependent on whether a **Plot or Block** was selected) displays all the construction related information we hold, or are awaiting submission, for that **Plot or Block**. It is important that you review this information carefully and if anything is incorrect or has changed, you must notify your Risk Management Surveyor (RMS) as soon as possible as this may change the associated risk, technical requirements and set inspection regime.

Sites: Overview / documents



- HOME
- QUOTES
- SITES
- PL-LABC-10027804
- OVERVIEW**
- INSPECTION PLAN
- DESIGN DOCUMENTS
- RISKS
- DEFECTS
- ADMIN ACTIONS
- COMPLETION DOCUMENTS
- ROLES
- FINANCES
- KEY DOCUMENTS
- ACTIVITIES
- COMPANY
- TRAINING GUIDE
- MARKETING MATERIAL
- CONTACT US

Hello Testa, need help? Get in touch 0800 083 5293


[GET A QUOTE](#)
[GET A CERTIFICATE](#)
TE
[LABC SUPPORT ONLINE](#)

PLOT 5 PLOT DETAILS FOR PL-LABC-10027804


[GET A CERTIFICATE](#)
[UPDATE PLOT DETAILS](#)

<p>PL-LABC-10027804</p> <p>LABC TEST DEVELOPMENT TESTING LANE TESTING TOWN CH61 6XB</p>	<p>Plot 5 PL-LABC-10027804-5 Test NH 5, CH61 6XB</p> <p>Unit type Detached</p>	<p>Products New Homes</p> <p>Stage of Works Pre-Handover</p>	<p>Plot Initial Certificate Not yet issued</p> <p>Certificate of Insurance Not yet issued</p>
--	--	--	---

[OUTSTANDING INFORMATION \(2\)](#)
[PLOT DETAILS](#)
DOCUMENTS (2)
[INSPECTIONS](#)




LABC New Homes Policy v14.pdf



LABC New Homes Policy v14 IPID.pdf

The **Documents** tab shows all the documentation that has been issued by LABC Warranty in relation to a **Plot** e.g. Policy wording, Certificate of Insurance etc. Please ensure that copies of the Policy, IPID and Certificate of Insurance is provided to the purchaser as part of completion of sale.

Sites: Overview / block elements



LABC

- HOME
- QUOTES
- SITES
- PL-LABC-10027804
- OVERVIEW**
- INSPECTION PLAN
- DESIGN DOCUMENTS
- RISKS
- DEFECTS
- ADMIN ACTIONS
- COMPLETION DOCUMENTS
- ROLES
- FINANCES
- KEY DOCUMENTS
- ACTIVITIES
- COMPANY
- TRAINING GUIDE
- MARKETING MATERIAL
- CONTACT US

Hello Testa, need help? Get in touch 0800 083 5293

GET A QUOTE

GET A CERTIFICATE

TE

LABC SUPPORT ONLINE

OVERVIEW OF SITE FOR PL-LABC-10027804

PL-LABC-10027804

LABC TEST DEVELOPMENT
TESTING LANE
TESTING TOWN
CH61 6XB

Block A

Estimated start date
05/05/2025

Stage of works
No Works Started

Estimated end date
03/05/2027

Build order
Not yet known


OUTSTANDING INFORMATION (10)
BLOCK DETAILS
BLOCK ELEMENTS
INSPECTIONS

- ▼ Block A
 - ▼ 3rd Floor (1 plots)
 - Plot 4
 - ▼ 2nd Floor (1 plots)
 - Plot 3
 - ▼ 1st Floor (1 plots)
 - Plot 2
 - ▼ Ground Floor (1 plots)
 - Plot 1

Type	Name	Details
Roof	Roof 1	Above 3rd Floor
Elevation	West	Ground Floor - Roof 1
Elevation	North	Ground Floor - Roof 1
Elevation	South	Ground Floor - Roof 1
Elevation	East	Ground Floor - Roof 1
Core	Main Core	Ground Floor - 3rd Floor

If viewing a **Block**, this will show the **Block Elements** tab and a summary of the roofs, elevations and cores for each **Block**. Expand the **Block** name by clicking the arrow, to display the number of **Plots** on each floor within each **Block** based on the technical information you have provided to us. If any of this information is incorrect, please speak to your Risk Management Surveyor (RMS) to update, as this may impact the inspection schedule.

Sites: Overview / inspections



- HOME
- QUOTES
- SITES
- PL-LABC-10027804
- OVERVIEW**
- INSPECTION PLAN
- DESIGN DOCUMENTS
- RISKS
- DEFECTS
- ADMIN ACTIONS
- COMPLETION DOCUMENTS
- ROLES
- FINANCES
- KEY DOCUMENTS
- ACTIVITIES
- COMPANY
- TRAINING GUIDE
- MARKETING MATERIAL
- CONTACT US

Hello Testa, need help? Get in touch 0800 083 5293

GET A QUOTE
GET A CERTIFICATE
TE
LABC SUPPORT ONLINE

PLOT 5 PLOT DETAILS FOR PL-LABC-10027804
GET A CERTIFICATE
UPDATE PLOT DETAILS

PL-LABC-10027804

LABC TEST DEVELOPMENT
TESTING LANE
TESTING TOWN
CH61 6XB

Plot 5
PL-LABC-10027804-5
Test NH 5, CH61 6XB

Unit type
Detached

Products
New Homes

Stage of Works
Pre-Handover

Plot Initial Certificate
Not yet issued

Certificate of Insurance
Not yet issued

OUTSTANDING INFORMATION (2)
PLOT DETAILS
DOCUMENTS (2)
INSPECTIONS

Strip / Clearance / Preparation / Excavation

Foundations Commenced

Basement Construction & Waterproofing

Substructure to DPC / Drainage

Superstructure above DPC (1st Lift)

Intermediate Floor

Superstructure to Wallplate

Roof Structure

Roof Covering In Progress

Pre-Plaster

3rd Fix / Decorating

Pre-Handover

○

○

○

○

○


●

Key: Scheduled ○ Actual ●

Inspection date/Scheduled stage	Inspection type	Inspection category	Inspection by	Report sent
14/05/2025	Technical Inspection - Warranty Inspection		Miss Nisha Abraham	Yes VIEW REPORT
07/05/2025	Technical Inspection - Warranty Inspection		Ms Suzie Lloyd	No
Strip / Clearance / Preparation / Excavation	Warranty Inspection	Scheduled		
Superstructure above DPC (1st Lift)	Warranty Inspection	Scheduled		

The **Inspections** tab shows the date of each inspection completed by the Regional Management Surveyor (RMS). Click the **View Report** button to view or download a copy of the inspection report issued. You will also be able to view the stages at which inspections should take place for each **Plot or Block**. An outlined circle is a scheduled inspection e.g. you should call your RMS to book in a site visit. A solid black circle show the stages inspected.

Sites: Inspection plan / block view



- HOME
- QUOTES
- SITES
- PL-LABC-10027804
- OVERVIEW
- INSPECTION PLAN
- DESIGN DOCUMENTS
- RISKS
- DEFECTS
- ADMIN ACTIONS
- COMPLETION DOCUMENTS
- ROLES
- FINANCES
- KEY DOCUMENTS
- ACTIVITIES
- COMPANY
- TRAINING GUIDE
- MARKETING MATERIAL
- CONTACT US

Hello Testa, need help? Get in touch 0800 083 5293

GET A QUOTE

GET A CERTIFICATE

TE

LABC
SUPPORT
ONLINE

INSPECTION PLAN FOR PL-LABC-10027804

Blocks Units

Name	Build Order	Enabling Works	Substructure - Excavation	Substructure - Foundations and Below Ground Building Services	Substructure - Basement Construction (inc Lift Pits)	Geotechnical Membranes	Basement Waterproofing	Capping Beam	Ground Floor Slab & DPC / External Drainage	Superstructure Columns	Superstructure Slab	Wall Construction	Window and Door Installation	Balcony Installation	Roof Structure	Roof Waterproofing	Externals Complete	1st Fix	2nd Fix	3rd Fix / Decoration	Lock & Leave	Pre-Handover
Block A				<input type="radio"/>	<input type="radio"/>				<input type="radio"/>	<input type="radio"/>	<input type="radio"/>	<input type="radio"/>	<input type="radio"/>		<input type="radio"/>	<input type="radio"/>		<input type="radio"/>	<input type="radio"/>			<input checked="" type="radio"/>
Plot 1																		<input type="radio"/>	<input type="radio"/>			<input checked="" type="radio"/>
Plot 2																		<input type="radio"/>	<input type="radio"/>			<input type="radio"/>
Plot 3																		<input type="radio"/>				<input type="radio"/>
Plot 4																		<input type="radio"/>				<input type="radio"/>

Key: Scheduled Actual

Site Inspection Plan provides an overview of the stages of works each **Block** or **Plot** should be inspected at by our Risk Management Surveyor (RMS). Toggle between **Block** or **Plot** view as highlighted. The plan will be set and visible on the **Extranet** once our RMS has reviewed all technical information received. This will be completed for any new sites registered from 16.06.2025. We may be able to publish for existing sites upon request. Please speak to your RMS for details.

Sites: Inspection plan / plot view

[LABC](#)
Hello Testa, need help? Get in touch 0800 083 5293

[GET A QUOTE](#)
[GET A CERTIFICATE](#)
[TE](#)
[LABC SUPPORT ONLINE](#)

INSPECTION PLAN FOR PL-LABC-10027804


Blocks
 Units

Name	Unit Type	Strip / Clearance / Preparation / Excavation	Foundations Commenced	Basement Construction & Waterproofing	Substructure to DPC / Drainage	Superstructure above DPC (1st Lift)	Intermediate Floor	Superstructure to Wallplate	Roof Structure	Roof Covering in Progress	Pre-Plaster	3rd Fix / Decorating	Pre-Handover
<div style="display: flex; align-items: center;"> ▼ Build Order - TBC </div>	Plot 5	Detached	<input type="radio"/>			<input type="radio"/>			<input type="radio"/>		<input type="radio"/>		<input checked="" type="radio"/>

Key: Scheduled Actual

Plots and **Blocks** are grouped by the **Build Order** e.g. **Plots / Units** being built at the same time or **TBC** means we are still awaiting this information. The status of site inspections is represented by circles: solid black show completed inspections, and black outlines signify scheduled inspections that our Risk Management Surveyor should be contacted about to arrange the inspection.

Sites: Design documents



LABC

Hello Testa, need help? Get in touch 0800 083 5293

GET A QUOTE GET A CERTIFICATE

TE

LABC SUPPORT ONLINE

DESIGN DOCUMENT REGISTERS FOR PL-LABC-10027804

Warranty

Search Status

Q All

Completion date for design document register


Block A Not set Individual housing units Not set

✓ Accepted	254 (99.2%)
🔍 Under Review	0 (0%)
📄 Further Information Required	0 (0%)
🕒 Outstanding	2 (0.8%)

Design document	Status	Files uploaded	Open design items	Date last reviewed	Files under review
> 1.0 Ground Investigation					0 outstanding items
v 2.0 General Design					1 outstanding item
v 2.1 Initial General Design Details					1 outstanding item
2.1.1	A full set of initial, outline floor plans, elevations & principle sections.	✓ Accepted			➔
2.1.2	A copy of the planning layout and site location plan which should include a schedule of plots and house types	✓ Accepted			➔
2.1.3	Please provide accreditation for the offsite manufactured products	✓ Accepted			➔
2.1.5	Please provide a full specification for the materials to be used in the external envelope	📄 Accepted			➔
2.1.6	Test General Design doc	📄 Outstanding			RESPOND ✓ ➔
> 3.0 Structural Design					0 outstanding items

Design Documents detail the design-related documents and information requirements that our Risk Management Surveyor (RMS) needs, based on technical information from the quotation stage and risk assessment, and are accessible after RMS review and publication. These are split into technical sections, and you need to ensure you provide the correct document to the relevant request.

Sites: Risks



LABC

Hello Testa, need help? Get in touch 0800 083 5293

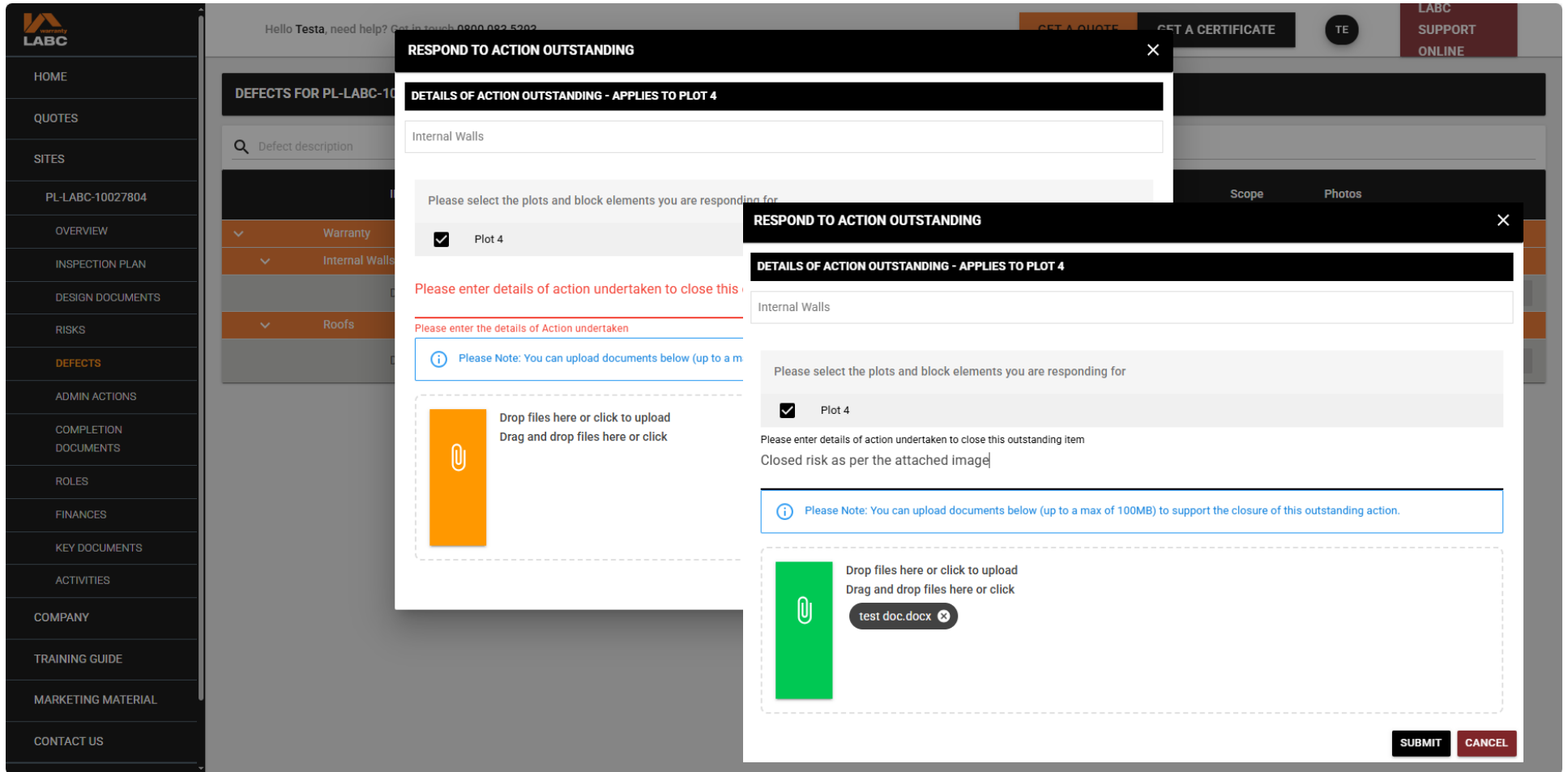
[GET A QUOTE](#) [GET A CERTIFICATE](#) [TE](#) [LABC SUPPORT ONLINE](#)

RISKS FOR PL-LABC-10027804

High risk	ID	Description	Date raised	Stage to be closed by	Scope	Photos
Warranty						
Basements And Waterproofing						
	R4	Basement test risk	07/05/2025	1st Fix	Plot 3	RESPOND <input checked="" type="checkbox"/>
Electrical Services						
	R3	Test risk added for Block A - plot 2 SMC test	07/05/2025	2nd Fix	Plot 2	RESPOND <input checked="" type="checkbox"/>

Details all **Risks** identified for the site. **Risk Items** are possible risk areas identified for your construction project that our Risk Management Surveyor (RMS) will need to verify and clear before final sign-off. Click each box to expand or reduce the view. Hover your cursor over each description for a more detailed explanation. The **ID** 'R' and number is the unique number given to each risk. The **Scope** number is the **Plot** number it relates to.

Sites: Responding to a risk



To **Respond** to an identified **Risk**, click the **Respond** button. If your response is applicable to multiple **Plots**, you can tick to select all that apply to the response in one action rather than responding individually. Please type in details of your response and upload any relevant photos or documentation by clicking the orange **Paperclip** icon. This will turn to green when the upload is complete. Click the Submit button to complete the action. Upload limit of 100MB per document.

Sites: Responding to a risk

LABC

Hello Testa, need help? Get in touch 0800 083 5293

GET A QUOTE GET A CERTIFICATE TE LABC SUPPORT ONLINE

DEFECTS FOR PL-LABC-10027804

Defect description

ID	Defect description	Resolution notes	Date raised	Due date for closure	Scope	Photos
Warranty						
Internal Walls						
D2	Fixing - Test defect for plot 4	Please provide photographic evidence detailin...	07/05/2025	12/05/2025	Plot 4	PENDING
Roofs						
D1	Test defect		/2025	04/06/2025	Big Bad Roof	RESPOND

Submitted

Thank you for your response to the outstanding Site Defect from the Extranet.

This has now been forwarded to our technical team. Should we require any further information or clarification we will respond accordingly.

OK


You must confirm what has been done to close off the **Action** and you can upload evidence to support this. Confirmation of successful submission will be shown on screen and the **Respond To Action** status will change to **Pending**. An email notification is sent when the **Action** is closed.

Sites: Updating a pending response

The screenshot shows the LABC software interface. A sidebar on the left contains navigation options: HOME, QUOTES, SITES, PL-LABC-10027804, OVERVIEW, INSPECTION PLAN, DESIGN DOCUMENTS, RISKS, DEFECTS, ADMIN ACTIONS, COMPLETION DOCUMENTS, ROLES, FINANCES, KEY DOCUMENTS, ACTIVITIES, COMPANY, TRAINING GUIDE, MARKETING MATERIAL, and CONTACT US. The main content area displays 'DEFECTS FOR PL-LABC-10027804' with a search bar and a table of defects. A modal dialog box titled 'RESPOND TO ACTION OUTSTANDING' is open, showing details for 'Internal Walls' on 'Plot 4'. The dialog includes a message from 'Testa Employee' dated 12 May, 2025, and an attached file 'test doc.docx'. Below the message, there is a section for selecting plots and block elements, with 'Plot 4' selected. A note states: 'Please Note: You can upload documents below (up to a max of 100MB) to support the closure of this outstanding action.' At the bottom of the dialog, there is a file upload area with another 'test doc.docx' file and 'SUBMIT' and 'CANCEL' buttons.

You can add additional information to a response while it is **Pending**. Click the **Pending** button to open the dialogue box. This also shows any additional questions raised by LABC Warranty.

Sites: Defects



- HOME
- QUOTES
- SITES
- PL-LABC-10027804
- OVERVIEW
- INSPECTION PLAN
- DESIGN DOCUMENTS
- RISKS
- DEFECTS**
- ADMIN ACTIONS
- COMPLETION DOCUMENTS
- ROLES
- FINANCES
- KEY DOCUMENTS
- ACTIVITIES
- COMPANY
- TRAINING GUIDE
- MARKETING MATERIAL
- CONTACT US

Hello Testa, need help? Get in touch 0800 083 5293

GET A QUOTE

GET A CERTIFICATE

TE

LABC
SUPPORT
ONLINE

DEFECTS FOR PL-LABC-10027804

ID	Defect description	Resolution notes	Date raised	Due date for closure	Scope	Photos
Warranty						
Internal Walls						
D2	Fixing - Test defect for plot 4	Please provide photographic evidence detailin...	07/05/2025	12/05/2025	Plot 4	RESPOND <input checked="" type="checkbox"/>
Roofs						
D1	Test defect	Please provide photographic evidence detailin...	07/05/2025	04/06/2025	Big Bad Roof	RESPOND <input checked="" type="checkbox"/>

Defects relate to issues that have been found by our Risk Management Surveyor (RMS) as part of their on-site inspections. Please note that these will need rectifying, and / or a satisfactory response received e.g. photos and / or documents and reviewed and signed off by the RMS before the **Plot** or **Unit** can be signed off.

Sites: Admin actions

LABC

Hello Testa, need help? Get in touch 0800 083 5293

GET A QUOTE GET A CERTIFICATE TE LABC SUPPORT ONLINE

ADMIN ACTIONS

🔍 Action description

Description	Scope	Photos
Receipt of a Confirmed Sale Price is required	Whole Site	UPDATE DETAILS ✎
Issuance of Warranty Technical Sign Off (Certificate of Approval)	Plot 2 - Plot 4	RESPOND ✓

Admin Actions relate to any administrative item or action that must be completed by you before a **Certificate of Insurance** can be issued. These items either require a response or data inputting e.g. final confirmed sales prices. The **Description** explains the information required and the **Scope** refers to the relevant **Plots**.

Sites: Admin actions – inputting sales price & addresses

UPDATE PLOT DETAILS

To update plot details please click on the field you wish to update, and enter the new value. When you've made all the changes you require press the 'NEXT' button below to view a summary of your changes.

Name	Address 1	Address 2	Address 3	Town	Postcode	Country	Confirmed Sale Price
Plot 1	Test NH 1			Testing Town	CH61 6XB	UnitedKingdom	<i>£150,000.00</i>
Plot 2	Test NH 2			Testing Town	CH61 6XB	United Kingdom	
Plot 3	Test NH 3			Testing Town	CH61 6XB	United Kingdom	
Plot 4	Test NH 4			Testing Town	CH61 6XB	United Kingdom	
Plot 5	Test NH 5			Testing Town	CH61 6XB	UnitedKingdom	

PREVIOUS NEXT CANCEL

To input data, click on the field you wish to update and type in your response e.g., add in all address details for each **Plot** and / or add in final confirmed sales price. These will appear in green italics so you can see what has been updated. Once you have checked the data inputted, click **Next** to continue.

Sites: Admin actions – inputting sales price & addresses

The screenshot displays a web application interface for managing sites. A modal dialog titled "UPDATE PLOT DETAILS" is open, showing a "Confirm Changes" window. The modal contains a table with the following data:

Plot Name	Updates
Plot 1	• Confirmed sale price of £150,000.00 added

Below the table are three buttons: "PREVIOUS", "UPDATE", and "CANCEL". The background interface shows a sidebar with navigation options (HOME, QUOTES, SITES, PL-LABC-10027804, OVERVIEW, INSPECTION PLAN, DESIGN DOCUMENTS, RISKS, DEFECTS, ADMIN ACTIONS, COMPLETION DOCUMENTS, ROLES, FINANCES, KEY DOCUMENTS, ACTIVITIES, COMPANY, TRAINING GUIDE, MARKETING MATERIAL, CONTACT US, PRIVACY POLICY) and a main content area with a search bar and a table of actions.

You will see a summary of the data input. Please check and click **Update** to submit this information. If you see any data errors, click **Previous** and update the data accordingly.

Sites: Admin actions – inputting sales price & addresses

The screenshot displays a web application interface with a sidebar menu on the left. The sidebar includes options such as HOME, QUOTES, SITES, PL-LABC-10027804, OVERVIEW, INSPECTION PLAN, DESIGN DOCUMENTS, RISKS, DEFECTS, ADMIN ACTIONS (highlighted), COMPLETION DOCUMENTS, ROLES, FINANCES, KEY DOCUMENTS, ACTIVITIES, COMPANY, TRAINING GUIDE, MARKETING MATERIAL, CONTACT US, and PRIVACY POLICY. The main content area shows a modal dialog box titled 'UPDATE PLOT DETAILS' with a close button (X). The modal contains a loading spinner and the text: 'Update Plots. Your plot updates have been received and are now being processed. This may take a few minutes. You may continue to work on this page and we'll notify you when the process is complete. If you leave we will email the result of your plot updates.' Below the text are three buttons: 'PREVIOUS', 'UPDATE', and 'CONTINUE'. The background shows a notification bar at the bottom right with the text: 'Your plot updates are processing... If you leave this page your results will be emailed to you'.

This screen will appear whilst your data is being transferred. If there is a lot of information being updated, you can close the notification bar. You will be notified when the action is completed.

Sites: Admin actions – inputting sales price & addresses

The screenshot shows a web application interface with a sidebar on the left and a main content area. The sidebar contains navigation options: HOME, QUOTES, SITES, PL-LABC-10027804, OVERVIEW, INSPECTION PLAN, DESIGN DOCUMENTS, RISKS, DEFECTS, ADMIN ACTIONS (highlighted), COMPLETION DOCUMENTS, ROLES, FINANCES, KEY DOCUMENTS, ACTIVITIES, COMPANY, TRAINING GUIDE, MARKETING MATERIAL, CONTACT US, and PRIVACY POLICY. The main content area displays a table of plot details. A modal window titled 'UPDATE PLOT DETAILS' is open, showing an 'Update Summary' table with one row: Plot 1, Sale price updated successfully. The modal also includes buttons for PREVIOUS, UPDATE, and DONE (highlighted in green).

Plot Name	Update Result
Plot 1	• Sale price updated successfully

This screen will show once the data transfer is complete. Click the green **Done** button to close the window and continue.

Sites: Completion documents

LABC WARRANTY

Hello Testa, need help? Get in touch 0800 083 5293

GET A QUOTE GET A CERTIFICATE TE LABC SUPPORT ONLINE

COMPLETION DOCUMENTS FOR PL-LABC-10027804


Completion document description

ID	Description	Date raised	Stage to be closed by	Scope	Photos
Warranty					
CD5	Cavity Barriers QA Process SMC adding test doc	07/05/2025	Externals Complete	Roof, East, South, West	RESPOND ✓
CD6	Part O Compliance Checklist for Overheating. Test docs	07/05/2025	Lock & Leave	Plot 2, Plot 4	RESPOND ✓

- HOME
- QUOTES
- SITES
 - PL-LABC-10027804
 - OVERVIEW
 - INSPECTION PLAN
 - DESIGN DOCUMENTS
 - RISKS
 - DEFECTS
 - ADMIN ACTIONS
 - COMPLETION DOCUMENTS
 - ROLES
 - FINANCES
 - KEY DOCUMENTS
 - ACTIVITIES
 - COMPANY
 - TRAINING GUIDE
 - MARKETING MATERIAL
 - CONTACT US

Completion Documents are the certification documents for each unit (electrical certificate or gas certificate for example) that we need to receive and review before any sign off. Click the **Respond** button to respond to the request and once received, the status will change to **Pending** until LABC Warranty review and approve. The **Description** explains the information required and the **Scope** refers to the relevant **Plots**.

Site: Roles - people linked to site



- HOME
- QUOTES
- SITES
- PL-LABC-10027804
- OVERVIEW
- INSPECTION PLAN
- DESIGN DOCUMENTS
- RISKS
- DEFECTS
- ADMIN ACTIONS
- COMPLETION DOCUMENTS
- ROLES**
- FINANCES
- KEY DOCUMENTS
- ACTIVITIES
- COMPANY
- TRAINING GUIDE
- MARKETING MATERIAL
- CONTACT US

Hello Testa, need help? Get in touch 0800 083 5293

GET A QUOTE GET A CERTIFICATE TE LABC SUPPORT ONLINE

ROLES
GET A CERTIFICATE

All external roles (8) X

8

Entries per page
25



Role	Company	Name	Phone	Email
Quote Recipient	Test Company Ltd	Miss Testa Employee	07373737373	Missstesta@testing.co.uk
Builder	Test Company Ltd	N/A	0800 083 5293	testcompany@testing.co.uk
Developer	Test Company Ltd	N/A	0800 083 5293	testcompany@testing.co.uk
Invoice Recipient	Test Company Ltd	Miss Testa Employee	07373737373	Missstesta@testing.co.uk
Building Control Provider	Wirral Council	N/A	0800 083 5293	buildingcontrol@wirral.gov.uk
Broker	LABC	N/A	02070916860	info@labc.uk.com
Warranty Document Recipient	Test Company Ltd	Miss Testa Employee	07373737373	Missstesta@testing.co.uk
Site Report Recipient	Test Company Ltd	Miss Testa Employee	07373737373	Missstesta@testing.co.uk

Showing 1 - 8 of 8 entries < 1 >



If you wish to amend any of the above roles or contact details, please contact our customer services team

LABC Warranty roles



Sales Account Manager

 Miss Sales Account Tester
 0155555555



Risk Management Surveyor


 Mr Test RMSurveyor
 07272727272

Customer Service Account Handler

 Ms Test CustomerServices
 01516500000

Technical Account Handler

 Ms Test CustomerServices
 01516500000

ALL LABC WARRANTY ROLES 

Roles are the companies and contacts who will have a role on your site. Should you need to make any changes, please call Customer Services on **0151 650 4318** or email **customerservice@labcwarranty.co.uk** including your site reference and details of the change. Expand to view all **Roles** or click the **X** to close.

Site: Finances

LABC warranty

Hello Testa, need help? Get in touch 0800 083 5293

GET A QUOTE GET A CERTIFICATE TE LABC SUPPORT ONLINE

FINANCES GET A CERTIFICATE

Total fees	
Fees Due	£8,724.87
Fees Received to Date	£7,250.00
Fees Outstanding	£1,474.87


Escrow	
Fees Due	£5,000.00
Fees Received to Date	£5,000.00
Fees Outstanding	£0.00

For any queries relating to these payments, please email details and your site reference number (PL-LABC-10027804) to finance@labcwarranty.co.uk

crisp-exnet-labc-q5.mdisdev.local/orders/0d665dcc-7e04-47b1-8efa-b2d600be4e24/finances

This is a summary of **Total fees** linked to the order. Fees Due are fees not yet due, **Fees Received to Date** is the amount you have paid to date on this order. Fees outstanding are any fees which are overdue. **Please note** that non-payment of fees due may lead to a block on inspections or issuing certification or site cancellation. You can access any financial documents issued to your company including invoices, receipts and policy statements via the **Key Documents** tab.

Site: Key documents



LABC WARRANTY

- HOME
- QUOTES
- SITES
- PL-LABC-10027804
- OVERVIEW
- INSPECTION PLAN
- DESIGN DOCUMENTS
- RISKS
- DEFECTS
- ADMIN ACTIONS
- COMPLETION DOCUMENTS
- ROLES
- FINANCES
- KEY DOCUMENTS
- ACTIVITIES
- COMPANY
- TRAINING GUIDE
- MARKETING MATERIAL
- CONTACT US

Hello Testa, need help? Get in touch 0800 083 5293

GET A QUOTE

GET A CERTIFICATE

TE

LABC
SUPPORT
ONLINE

KEY DOCUMENTS

Documents:

Select all
 Quotation
 Terms and Conditions
 Site Statement of Fact
 Quote Acceptance Document
 Policy Document
 Insurance Policy Information Document

Plots:

Plots

Plot 1, Plot 2, Plot 3, Plot 4, Plot 5

Name	Applies To	Date Issued		
Receipt.pdf	Whole site	07/05/2025	DOWNLOAD	PREVIEW ▶
Receipt.pdf	Whole site	07/05/2025	DOWNLOAD	PREVIEW ▶
Payment Sched	Whole site	07/05/2025	DOWNLOAD	PREVIEW ▶
Invoice - PL-LAB	Whole site	07/05/2025	DOWNLOAD	PREVIEW ▶
Order Schedule - PL-LABC-10027804.pdf	New Order Schedule	07/05/2025	DOWNLOAD	PREVIEW ▶
LABC Warranty Show Home Brochure.pdf	Show Home Brochure	07/05/2025	DOWNLOAD	PREVIEW ▶
Terms and Conditions.pdf	Quote Acceptance Document	07/05/2025	DOWNLOAD	PREVIEW ▶
Site Statement of Fact - PL-LABC-10027804.pdf	Site Statement of Fact	07/05/2025	DOWNLOAD	PREVIEW ▶
Quote Acceptance - PL-LABC-10027804_1.pdf	Quotation	07/05/2025	DOWNLOAD	PREVIEW ▶
LABC New Homes Policy v14.pdf	Policy Document	07/05/2025	DOWNLOAD	PREVIEW ▶
LABC New Homes Policy v14 IPID.pdf	Insurance Policy Information Document	07/05/2025	DOWNLOAD	PREVIEW ▶

Any policy, technical, administrative or financial documents provided to, or issued by, LABC Warranty are held here and available to download. Use the search function to find the relevant document required. Use the **Documents** and **Plots** drop downs to narrow your search or display all documents.

Site: Activities

- LABC
- HOME
- QUOTES
- SITES
- PL-LABC-10027804
- OVERVIEW
- INSPECTION PLAN
- DESIGN DOCUMENTS
- RISKS
- DEFECTS
- ADMIN ACTIONS
- COMPLETION DOCUMENTS
- ROLES
- FINANCES
- KEY DOCUMENTS
- ACTIVITIES**
- COMPANY
- TRAINING GUIDE
- MARKETING MATERIAL
- CONTACT US



Hello Testa, need help? Get in touch 0800 083 5293

GET A QUOTE

GET A CERTIFICATE

TE

LABC
SUPPORT
ONLINE

ACTIVITIES		
From Date	To Date	
04/03/2025		04/06/2025 
Activity Date	Activity Type	Activity Description
14/05/2025	Site Inspection	A Site Inspection was completed by Nisha Abraham. Click here to view the inspection report
07/05/2025	New Completion Document Raised	A new Warranty completion document was raised on the following blocks - Plot 2, Plot 4 6 - Part O Compliance Checklist for Overheating.
07/05/2025	New Completion Document Raised	A new Warranty completion document was raised on the following blocks - East, South, West, Roof 1 5 - Cavity Barriers QA Process
07/05/2025	New Risk Raised	A new Warranty risk was raised on the following blocks - Plot 3 and needs to be inspected at the following stage of works - 1st Fix. 4 - Basement test risk
07/05/2025	New Risk Raised	A new Warranty risk was raised on the following blocks - Plot 2 and needs to be inspected at the following stage of works - 2nd Fix. 3 - Test risk added for Block A - plot 2
07/05/2025	New Defect Raised	A new Warranty defect was raised with the following description: 2 - Fixing - Test defect for plot 4
07/05/2025	New Defect Raised	A new Warranty defect was raised with the following description: 1 - Test defect
07/05/2025	Plots Signed off for Warranty	The following plots were signed off for Warranty - Plot 1
07/05/2025	Site Inspection	A Site Inspection was completed by Suzie Lloyd.
07/05/2025	Design Document Closed	A Warranty design document request was closed for the site. 3.7.14 - Concrete Frame Structures - Calculations - Analysis and Design of Frame
07/05/2025	Design Document Closed	A Warranty design document request was closed for the site. 3.7.9 - Concrete Frame Structures - Drawings - General Arrangement Drawings
07/05/2025	Design Document Closed	A Warranty design document request was closed for the site. 3.7.28 - Structural Framing System (SFS) - Drawings and Calculations - Sections and Details
07/05/2025	Design Document Closed	A Warranty design document request was closed for the site. 3.7.12 - Concrete Frame Structures - Drawings - Bar Bending Schedules
07/05/2025	Design Document Closed	A Warranty design document request was closed for the site. 3.7.24 - Concrete Balconies - Bar Bending Schedules
07/05/2025	Design Document Closed	A Warranty design document request was closed for the site. 3.7.18 - PCC Concrete Stairs - General Arrangement Drawings
07/05/2025	Design Document Closed	A Warranty design document request was closed for the site. 3.7.3 - Concrete Frame Structures - Scope of works
07/05/2025	Design Document Closed	A Warranty design document request was closed for the site. 3.7.10 - Concrete Frame Structures - Drawings -Sections and Details
07/05/2025	Design Document Closed	A Warranty design document request was closed for the site. 3.7.5 - Concrete Frame Structures - Load summary


Details any **Activity** undertaken in relation to the site e.g., inspections completed, Certificates of Insurance issued etc. along with a copy of the document which can be downloaded. Click the **Calendar** icons to select the time-period to view.

Reporting: Developer reporting

The screenshot shows the LABC warranty website interface. On the left is a dark sidebar with a navigation menu: HOME, QUOTES, SITES, REPORTING (highlighted with a red circle), COMPANY, TRAINING GUIDE, MARKETING MATERIAL, CONTACT US, PRIVACY POLICY, and TERMS OF USE. The top header includes the LABC logo, a user greeting 'Hello Name_11464, need help? Get in touch 0800 083 5293', and buttons for 'GET A QUOTE', 'GET A CERTIFICATE', 'NS', and 'LABC SUPPORT ONLINE'. The main content area has a 'Reporting' sub-header and text explaining that the reporting tab provides access to relevant reporting. It details a 'Scoring approach' with a bulleted list: scoring is applied across key inspection stages (not per individual inspection), scores range from 1 to 6, each score must be accompanied by at least one photo, scoring applies solely to the workmanship category, only key stage inspection scores are included in extranet reporting, and inspections recorded prior to the adoption of key stage scoring (before Q2 2026) are excluded from all average score calculations. It concludes by stating there are two types of reports available: Inspections Summary and Key Stage Scoring.

The reporting tab provides access to any relevant reporting that your company has access to. Click the **Select Report** button to open the report screen. Speak to your sales account manager for more details on reporting access.

Reporting: Developer reporting



- HOME
- QUOTES
- SITES
- REPORTING
- COMPANY
- TRAINING GUIDE
- MARKETING MATERIAL
- CONTACT US
- PRIVACY POLICY
- TERMS OF USE

Hello Name_11464, need help? Get in touch 0800 083 5293

GET A QUOTE
GET A CERTIFICATE
NS
LABC SUPPORT ONLINE

Reporting

Reporting Parameters

Site

All Sites ▼

Start date

01/12/2025 📅

End date

01/07/2026 📅

APPLY ✓

Reset Parameters

INSPECTIONS SUMMARY KEY STAGE SCORING




Inspection Summary Activity Report

Swansea Office

Inspections

01/12/2025 - 01/07/2026

The table below shows all inspections completed in the reporting period, as well as the ongoing rating scores provided by our surveyors. Click on the cells for more detail.

Site	Inspections Completed	Failed Final Inspections	Sign Offs	Defects Raised	Avg Key Stage Inspection Score	Average QIS Score
PL-LABC-10025022 LABC Test Site A, Y016 1AA	4	0	0	0	 5.00	
PL-LABC-10017785 LABC Test Site B, BD5 1AA	3	0	0	0	 4.88	
PL-LABC-10025970 LABC Test Site 7, S12 1AA	2	0	0	1	N/A	
Grand Total	9	0	0	1	 4.94	

BACK TO TOP

📄
✉

The reporting tab provides access to any relevant reporting that your company has access to. There are 2 types of reports available, Inspections Summary and Key Stage Scoring. Click the **Select Report** button to open the report screen. Speak to your sales account manager for more details on reporting access.

Reporting: Developer reporting

LABC warranty

Hello Name_11464, need help? Get in touch 0800 083 5293

GET A QUOTE GET A CERTIFICATE NS LABC SUPPORT ONLINE

Reporting

Reporting Parameters

Sites: All Sites Start date: 01/12/2025 End date: 01/07/2026

APPLY ✓ Reset Parameters

INSPECTIONS SUMMARY KEY STAGE

Swansea Office

Inspections

01/12/2025 - 01/07/2026


The table below shows all inspections completed during the reporting period.

Site	Final Inspections	Sign Offs	Defects Raised	Avg Key Stage Inspection Score	Average QIS Score
PL-LABC-10025022 LABC Test Site A, YO16 1AA	0	0	0	5.00	5.00
PL-LABC-10017785 LABC Test Site B, BD5 1AA	0	0	3	4.88	4.88
PL-LABC-10025970 LABC Test Site 7, S12 1AA	0	0	2	N/A	N/A
Grand Total	0	0	1	4.94	4.94

BACK TO TOP

You can now set reporting parameters once, and they'll apply to both reports, such as time periods and the regions, offices or sites you want included. The date range automatically sits at the current quarter, but you can also apply specific date parameters. Select the date range you wish to review using the calendar icons and click the **Apply** button to generate the report.

Reporting: Inspection summary activity report



LABC

- HOME
- QUOTES
- SITES
- REPORTING
- COMPANY
- TRAINING GUIDE
- MARKETING MATERIAL
- CONTACT US
- PRIVACY POLICY
- TERMS OF USE

Hello Name_11454. need help? Get in touch 0800 083 5293

Sites: All Sites
Start date: 01/12/2025
End date: 01/07/2026
APPLY ✓
Reset Parameters

INSPECTIONS SUMMARY
KEY STAGE SCORING

Inspection Summary Activity Report

Swansea Office

Inspections

01/12/2025 - 01/07/2026

The table below shows all inspections completed in the reporting period, as well as the ongoing rating scores provided by our surveyors. Click on the cells for more detail.

Site	Inspections Completed	Failed Final Inspections	Sign Offs	Defects Raised	Avg Key Stage Inspection Score	Average QIS Score
PL-LABC-10025022 LABC Test Site A, YO16 1AA	4	0	0	0	5.00	
PL-LABC-10017785 LABC Test Site B, BD5 1AA	3	0	0	0	4.88	
PL-LABC-10025970 LABC Test Site 7, S12 1AA	2	0	0	1	5.00	
Grand Total	9	0	0	1	4.94	

PL-LABC-10017785

LABC Test Site B, Testing Lane, Test Town, BD5 1AA

Inspection ratings
01/12/2025 - 01/07/2026

Note: where a plot is scored more than once at any key stage, the lower score is adopted

Scoring Criteria:

- 1 = Very Poor
- 2 = Poor
- 3 = Requires Improvement
- 4 = Good
- 5 = Very Good
- 6 = Outstanding

Date	Inspection Type	Foundations	Superstructure	Roof (Apartments only)	Pre-Plaster	Pre-Handover	Avg Key Stage Inspection Score
10/04/2026 Download report	Technical Inspection - Warranty Inspection			5.00 1 photograph	4.00 1 photograph	4.00 1 photograph	4.33
10/04/2026 Download report	Technical Inspection - Warranty Inspection				4.67 3 photographs	6.00 1 photograph	5.00
10/04/2026 Download report	Technical Inspection - Warranty Inspection				6.00 1 photograph		6.00
Grand total				5.00	4.80	5.00	4.88

BACK TO TOP

GET A QUOTE


GET A CERTIFICATE

NS

LABC SUPPORT ONLINE

Click the **Hard Hat** icons to expand and drill down into the data for each office or region and download copies of **Inspection Reports**. Each score can be clicked to expand and provide more detail. The download and envelope icons at the bottom of the report, provide the options to PDF or email the entire report including photos etc. Please note these files will take some time to download due to the file size.

Reporting: Inspection summary activity report



LABC

- HOME
- QUOTES
- SITES
- REPORTING
- COMPANY
- TRAINING GUIDE
- MARKETING MATERIAL
- CONTACT US
- PRIVACY POLICY
- TERMS OF USE

Hello Name_11444, need help? Get in touch 0800 083 5293

Start date: 01/12/2025 | End date: 01/07/2026 | APPLY ✓ | Reset Parameters

INSPECTIONS SUMMARY | KEY STAGE SCORING

Inspection Summary Activity Report

Swansea Office

Inspections

01/12/2025 - 01/07/2026

The table below shows all inspections completed in the reporting period, as well as the ongoing rating scores provided by our surveyors. Click on the cells for more detail.

Site	Inspections Completed	Failed Final Inspections	Sign Offs	Defects Raised	Avg Key Stage Inspection Score	Average QIS Score
PL-LABC-10025022 LABC Test Site A, YO16 1AA	4	0	0	0	5.00	
PL-LABC-10017785 LABC Test Site B, BD5 1AA	3	0	0	0	4.88	
PL-LABC-10025970 LABC Test Site 7, S12 1AA	2	0	0	1	N/A	
Grand Total	9	0	0	1	4.94	

PL-LABC-10025022

LABC Test Site A, Testing Lane, Test City, YO16 1AA

Inspection ratings
01/12/2025 - 01/07/2026

Note: where a plot is scored more than once at any key stage, the lower score is adopted

Scoring Criteria:

- 1 = Very Poor
- 2 = Poor
- 3 = Requires Improvement
- 4 = Good
- 5 = Very Good
- 6 = Outstanding

Date	Inspection Type	Foundations	Superstructure	Roof (Apartments only)	Pre-Plaster	Pre-Handover	Avg Key Stage Inspection Score
10/04/2026 Download report	Technical Inspection - Warranty Inspection	5.00	6.00 11 photographs		6.00 1 photograph	4.00 1 photograph	5.33
10/04/2026 Download report	Technical Inspection - Warranty Inspection	4.00 4 photographs	4.00 1 photograph				4.67
10/04/2026 Download report	Technical Inspection - Warranty Inspection	5.00 5 photographs					5.00
09/12/2025 Download report	Technical Inspection - Warranty Inspection						4.45
Grand total		5.00	5.00		6.00	4.00	5.00

GET A QUOTE

GET A CERTIFICATE

NS

LABC SUPPORT ONLINE


Click the **Hard Hat** icons to expand and drill down into the data for each office or region and download copies of **Inspection Reports**. Click on the **photograph** link to show the photographs linked to the Key stage inspection. The photograph will note the plot or block it is linked to. The average Key Stage Inspection Score at the end is the overall average score across all key stages inspected for this inspection.

Reporting: Key Stage Scoring Report

The screenshot displays the LABC warranty reporting interface. On the left is a vertical navigation menu with the LABC logo and links for HOME, QUOTES, SITES, REPORTING (highlighted), COMPANY, TRAINING GUIDE, MARKETING MATERIAL, CONTACT US, PRIVACY POLICY, and TERMS OF USE. The main content area has a header with the user name 'Name_11464', a help contact number '0800 083 5293', and buttons for 'GET A QUOTE', 'GET A CERTIFICATE', and 'LABC SUPPORT ONLINE'. Below the header is a 'Reporting Parameters' section with a dropdown for 'Sites' (PL-LABC-1469869), 'Start date' (01/01/2026), and 'End date' (01/07/2026), along with 'APPLY' and 'Reset Parameters' buttons. The 'KEY STAGE SCORING' tab is active, showing a 'Key Stage Scoring Report' section with a message: 'No Key Stage Scores in the selected timeframe. Note that all historical inspection scores that were recorded in the time period selected can be viewed within the Excel download (if applicable)'. At the bottom right of the report area are 'BACK TO TOP', a download icon, and an email icon.

New site inspection scoring applies from **12 June 2026**. Key Stage scoring will start from a standing baseline, so this section will appear blank on day one, as shown above. Data will begin to populate once the first Key Stage inspection is recorded. This is illustrated in the following slides.

Reporting: Key Stage Scoring Report



- HOME
- QUOTES
- SITES
- REPORTING
- COMPANY
- TRAINING GUIDE
- MARKETING MATERIAL
- CONTACT US

Hello Name_11464, need help? Get in touch 0800 083 5293

GET A QUOTE
GET A CERTIFICATE
NS
LABC SUPPORT ONLINE

Reporting

Reporting Parameters

Sites: All Sites | Start date: 01/12/2025 | End date: 01/07/2026 | APPLY ✓ [Reset Parameters](#)

INSPECTIONS SUMMARY | **KEY STAGE SCORING**

Key Stage Scoring Report

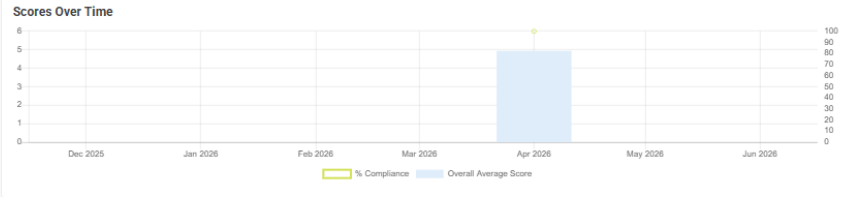
Average Score / % Compliance

Overall 4.94 100%

Key Stage Avg Score / % Compliance

Foundations	5.00	100%
Superstructure	5.00	100%
Roof (Apartments only)	5.00	100%
Pre-Plaster	5.00	100%
Pre-Handover	4.67	100%

Scores Over Time



# Offices	1
# Sites	2
# Inspections	6
# Key Stages	16

Office / Development / Site	Foundations	Superstructure	Roof (Apartments only)	Pre-Plaster	Pre-Handover	Average Total
> Swansea Office	5.00 (100%)	5.00 (100%)	5.00 (100%)	5.00 (100%)	4.67 (100%)	4.94 (100%)
Grand Total	5.00 (100%)	5.00 (100%)	5.00 (100%)	5.00 (100%)	4.67 (100%)	4.94 (100%)

BACK TO TOP ↓ 📄

Key Stage Scoring Report

- Displays average scores across key stages
- Ability to change the reporting parameters
- Plots scores over time plotted in graph format
- Includes compliance scores (inspections scoring 4–6)
- Allows for granular drilldown into regions, offices and sites
- Historic scores can be downloaded in excel format using the download buttons on the bottom right-hand side.

Reporting: Key Stage Scoring Report

warranty
LABC

- HOME
- QUOTES
- SITES
- REPORTING**
- COMPANY
- TRAINING GUIDE
- MARKETING MATERIAL
- CONTACT US

PRIVACY POLICY

TERMS OF USE

Hello Name_11464, need help? Get in touch 0800 083 5293

GET A QUOTE

GET A CERTIFICATE

NS

LABC SUPPORT ONLINE

Reporting

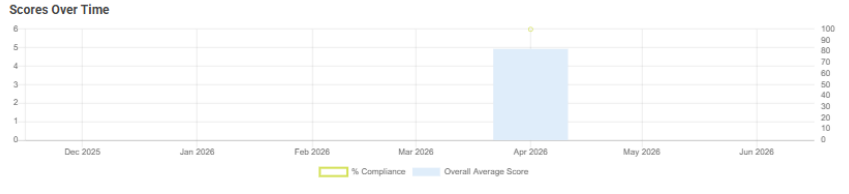
Reporting Parameters

Sites: All Sites Start date: 01/12/2025 End date: 01/07/2026 **APPLY** ✓ Reset Parameters

INSPECTIONS SUMMARY **KEY STAGE SCORING**

Key Stage Scoring Report

Average Score / % Compliance		
Overall	4.94	100%
Key Stage Avg Score / % Compliance		
Foundations	5.00	100%
Superstructure	5.00	100%
Roof (Apartments only)	5.00	100%
Pre-Plaster	5.00	100%
Pre-Handover	4.67	100%



# Offices	1
# Sites	2
# Inspections	6
# Key Stages	16

Office / Development / Site	Foundations	Superstructure	Roof (Apartments only)	Pre-Plaster	Pre-Handover	Average Total
Swansea Office	5.00 (100%)	5.00 (100%)	5.00 (100%)	5.00 (100%)	4.67 (100%)	4.94 (100%)
DEV-02415 - Test Development Town_1102332, YO16 1AA	5.00 (100%)	5.00 (100%)		6.00 (100%)	4.00 (100%)	5.00 (100%)
PL-LABC-10025022 - LABC Test Site A, YO16 1AA	5.00 (100%)	5.00 (100%)		6.00 (100%)	4.00 (100%)	5.00 (100%)
No Development			5.00 (100%)	4.80 (100%)	5.00 (100%)	4.88 (100%)
PL-LABC-10017785 - LABC Test Site B, BD5 1AA			5.00 (100%)	4.80 (100%)	5.00 (100%)	4.88 (100%)
Inspection on 10/04/2026 Download report			5.00 (100%) 1 photograph	4.00 (100%) 1 photograph	4.00 (100%) 1 photograph	4.33 (100%)
Inspection on 10/04/2026 Download report				4.67 (100%) 3 photographs	5.00 (100%) 1 photograph	5.00 (100%)
Inspection on 10/04/2026 Download report				6.00 (100%) 1 photograph		6.00 (100%)
Grand Total	5.00 (100%)	5.00 (100%)	5.00 (100%)	5.00 (100%)	4.67 (100%)	4.94 (100%)

BACK TO TOP



Click the regions / offices to drill down to the site level data. Click on the **photograph** link to show the photographs linked to the Key Stage inspection. The photographs will note the plot or block it is linked to. Further details for the reports can be found on our website with a video link and FAQ document.

Company: Offices and employees

LABC warranty

LABC

HOME

QUOTES

SITES

COMPANY

TRAINING GUIDE

MARKETING MATERIAL

CONTACT US

PRIVACY POLICY

TERMS OF USE

crisp-exnet-labc-q5.mdisdev.local/company

Hello Testa, need help? Get in touch 0800 083 5293

GET A QUOTE

GET A CERTIFICATE

TE

LABC SUPPORT ONLINE

TEST COMPANY LTD | REG NO: NOT KNOWN | OFFICES: 1 | EMPLOYEES: 3

Test Company Ltd

Head Office - Test Company, CH61 6XB

Employees: 3

Test Company Ltd

Head Office - Test Company
Test Company Drive
Heswall
Merseyside
CH61 6XB

testcompany@testing.co.uk

Employees

Search

Name	Email Address	Telephone	Mobile
Mr Test Employee	Mrtest@testing.co.uk	01511111111	07171717171
Miss Testa Employee	Misstesta@testing.co.uk	01511111111	07373737373
Mr ProjectManager Employee	PMemployee@testing.co.uk	01511111111	

Showing 1 - 3 of 3 entries

The **Company** tab provides a summary of the information we hold on your company, office(s) and employees. If you are set up as an Extranet Administrator, you can add a new office by clicking the **Add New Office** button.

Company: Add new office

ADD NEW OFFICE [X]

ADD NEW OFFICE DETAILS

Is this your main correspondence address?
Checking this field will ensure that all future posted correspondence will be sent to this office.

Do you want to set the address using a postcode lookup?

Address line one
You must enter a value

Address line two

Address line three

Town/city
You must enter a value

Postcode
You must enter a value

Country
Country code
United Kingdom

Office Name
You must enter a value

Navigation: GET A QUOTE, GET A CERTIFICATE, TE, ADD NEW EMPLOYEE, Actions, EDIT, 1

Left sidebar: warranty LABC, HOME, QUOTES, SITES, REPORTING, COMPANY, TRAINING GUIDE, MARKETING MATERIAL, CONTACT US, PRIVACY POLICY, TERMS OF USE

Complete the new office details as required and click **Save**. The new office will then appear on the Extranet, and you will be able to add new employees as required.

Company: Add new employee

ADD NEW EMPLOYEE

Add new employee details

Title **First Name** **Surname**
You must enter a value You must enter a value You must enter a value

Email
You must enter a value

Office Phone Number
Country code
United Kingdom **Contact telephone number**
Either Mobile or Office Phone must be provided

Mobile Phone Number
Country code
United Kingdom **Mobile**
Either Mobile or Office Phone must be provided

Office(s) Associated to
Test Office2

Extranet Access

Do they require extranet access?

Will they need Extranet Access?

Complete details as required and click **Save**. The new employee will appear on the Extranet, and you can add further employees by clicking the **Add New Employee** button. You can provide Extranet access and set as **Extranet Administrator** if required.

Company: Grant access (administrators only)

The screenshot shows a user interface for managing a company's personnel. A modal form titled 'Person' is open for a user named 'Test'. The form includes the following fields and options:

- Mr** (dropdown) | **Test** (text) | **Person** (text)
- Email**: test@test.com
- Office Phone Number**: Country code (United Kingdom) | Contact telephone number (07787878787)
- Mobile Phone Number**: Country code (United Kingdom) | Mobile (077874285544)
- Office(s) Associated to**: Test Office2, Test Office 1 (dropdown)
- Primary Office**: Test Office2 - Office 2, LL18 5UJ (dropdown)
- Extranet Access** section with three questions:
 - Do they require extranet access? (Yes/No buttons)
 - Will they be an extranet administrator? (Yes/No buttons, with 'No' selected)
 - Will they have reporting access? (Yes/No buttons)
- SAVE** (with floppy disk icon) and **CANCEL** (with close icon) buttons at the bottom.

Extranet Administrators can give employees Extranet access by clicking the **Grant Access** button. We recommend that a company has more than one Extranet Administrator. This is shown under the **Extranet Status** column.

Company: Edit / remove access (administrators only)

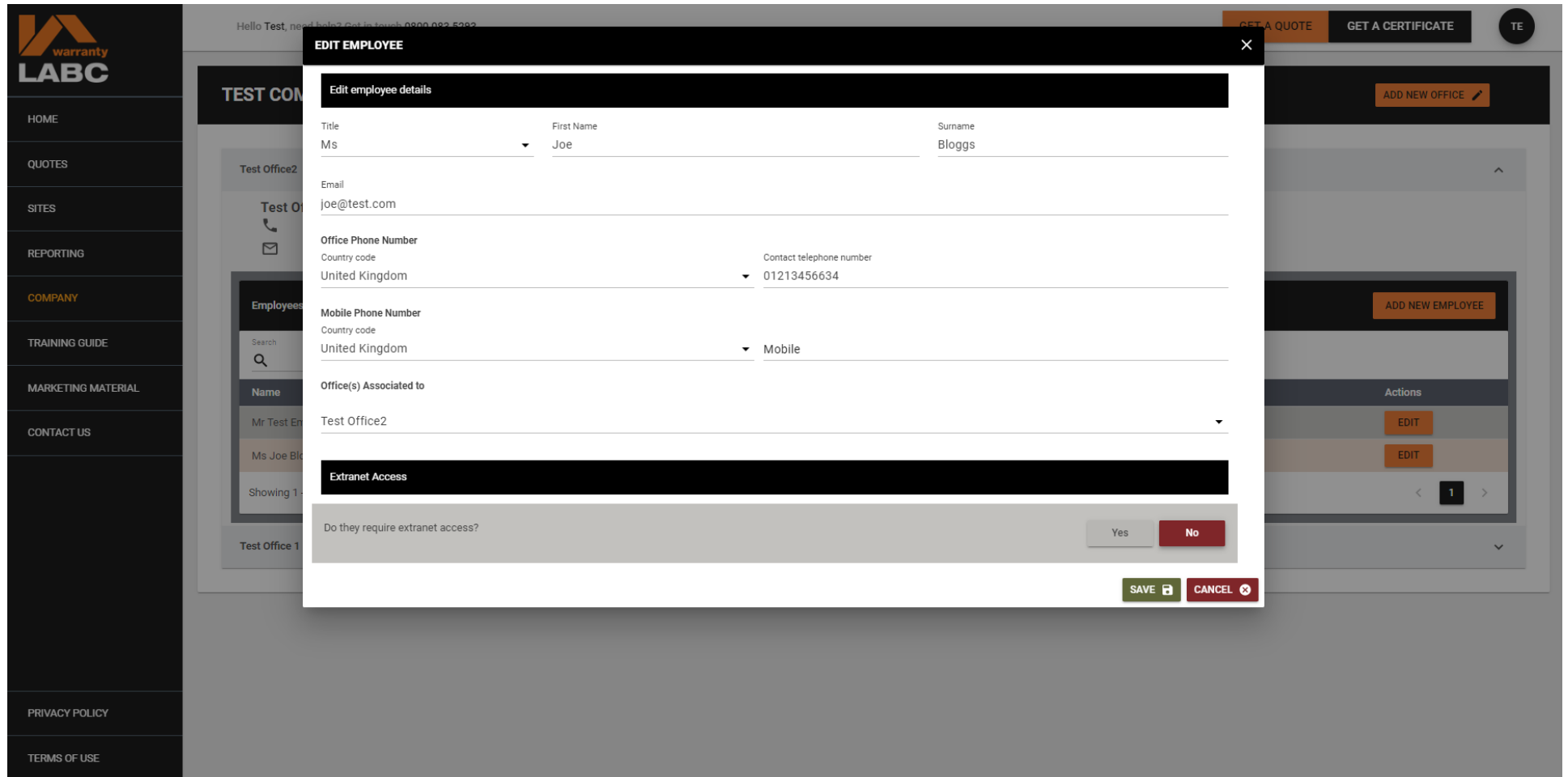
The screenshot displays the LABC warranty system interface. On the left is a dark sidebar with navigation links: HOME, QUOTES, SITES, REPORTING, COMPANY (highlighted), TRAINING GUIDE, MARKETING MATERIAL, CONTACT US, PRIVACY POLICY, and TERMS OF USE. The top header includes the LABC logo, a user greeting 'Hello Test, need help? Get in touch 0800 083 5293', and buttons for 'GET A QUOTE' and 'GET A CERTIFICATE'. A user profile icon 'TE' is in the top right. Below the header, a black bar shows 'TEST COMPANY | REG NO: 123456 | OFFICES: 2 | EMPLOYEES: 4' and an 'ADD NEW OFFICE' button. The main content area features a card for 'Test Office2' (Office 2, LL18 5UJ) with 1 employee. It includes an 'EDIT OFFICE' button. Below this is an 'Employees' section with an 'ADD NEW EMPLOYEE' button and a search bar. A table lists the employee:

Name	Email Address	Telephone	Mobile	Extranet Status	Actions
Mr Test Employee 1	crisp-dev-q1@ext-crisp.co.uk	01214532212	08976654322	Administrator	EDIT

Below the table, it says 'Showing 1 - 1 of 1 entries'. A tooltip points to the 'EDIT' button with the text: 'Click to edit the contact information for this employee or the office they are associated to'. At the bottom, a card for 'Test Office 1' (Office 1, LE3 3RT) with 3 employees is partially visible.

Extranet Administrators can withdraw employee Extranet and or reporting access by clicking the **Edit** button.

Company: Edit / remove access (administrators only)



Change Extranet Access to **No** and click **Save** to withdraw access.

Training guide

LABC warranty

HOME

QUOTES

SITES

REPORTING

COMPANY

TRAINING GUIDE

MARKETING MATERIAL

CONTACT US

PRIVACY POLICY

TERMS OF USE

Hello Test, need help? Get in touch 0800 083 5293


GET A QUOTE

GET A CERTIFICATE

TE

Training Guide


Click [here](#) to access our Extranet training support materials.



Extranet Training Manual

Additional Extranet training support materials are available via the **Training Guide** tab on the left-hand side.

Marketing material



LABC

- HOME
- QUOTES
- SITES
- REPORTING
- COMPANY
- TRAINING GUIDE
- MARKETING MATERIAL**
- CONTACT US
- PRIVACY POLICY
- TERMS OF USE


Hello Test, need help? Get in touch 0800 083 5293

GET A QUOTE GET A CERTIFICATE

TE

Marketing Material

Click [here](#) to access our marketing material



MARKETING MATERIALS REQUEST FORM
To order LABC Warranty marketing materials for your registered site, simply complete the form below.

Site material request form

FIRST NAME*

LAST NAME*

EMAIL*
Please provide a business email address

PHONE NUMBER*
Please provide a contact number

Promotional materials for your site

All Builders and Developers registered with LABC Warranty have access to FREE promotional materials for your site.


These can be used to show potential buyers that your homes benefit from the protection of an LABC Warranty. We also have materials to help explain our cover to your buyers.

If you would like to order any materials then please complete the form. **Please note that our site materials are intended for business use only and you must be registered with us by providing a relevant site reference.**

Further information on each item:

Click **here** to order from a range of marketing materials from the LABC Warranty website.

Contact us



LABC warranty

- HOME
- QUOTES
- SITES
- COMPANY
- TRAINING GUIDE
- MARKETING MATERIAL
- CONTACT US**
- PRIVACY POLICY
- TERMS OF USE

Hello Testa, need help? Get in touch 0800 083 5293

GET A QUOTE

GET A CERTIFICATE

TE

LABC
SUPPORT
ONLINE

Contact

Name
Testa Employee

Email Address
Misstesta@testing.co.uk

Message
|

The Message Field is required.

SEND

If you have a question that relates to the Extranet, please contact us using the form provided in the system.



T: 0151 650 4318

MD Insurance Services Ltd. is the scheme administrator for LABC Warranty and is authorised and regulated by the Financial Conduct Authority. V6 12 June 2026